

**DELHI PUBLIC SCHOOL, PALI
ANNUAL CURRICULUM PLAN**

CLASS: V

MONTH: MAY - JUNE

Subject	Topic	Learning/behavioral Objectives	Skills/ Values	Resources/ Teaching Aids	Activities/Process	UN sustainable goal if targeted	Special Talk/ Parents' Involvement / Field trip	Assessment	Learning outcome
ENGLISH	L-2 The Restless Kangaroo & Poem- Ice Golawalla Grammar Noun, Articles Writing Skill Paragraph Writing	<p>Specific Objectives :</p> <p>This lesson will enable students to :</p> <ul style="list-style-type: none"> • learn modulation, intonation suitable to the text to make reading effective through model reading(AP) • list out the vocabulary words related to zoo and enrich their vocabulary with new words.(K) • arrange the order of events chronologically to form complete story.(K) • explain the reason behind the changed behavior of joey.(C) • cite examples of situations when someone may feel/become restless.(C) • differentiate between being naughty and being restless.(C/An) • construct sentences of the new words learnt in the lesson.(S) • develop their reading comprehension through the content of lesson and comprehension sheet.(C) • develop their written expression through composition writing.(S) • recapitulate their knowledge of the gender of animals, their young ones and their habitats, collective noun, animal sound. (K) • identify features of kangaroo and the way it takes care of its young ones.(K) • enhance their creative writing by writing a message for their mother in the form of a Thank 	Reading Writing Speaking Listening	Clippings of kangaroos and joeys; their habitat; their adaptation	<ul style="list-style-type: none"> • Warm up Activity The teacher will ask the students to speak on the topics: "What My Mother Means to Me" / "Role of Mothers in Our Lives" and discuss the same in the class. • Word Web related to "Zoo" • Model Reading, Reading by the Students and Explanation The teacher will model read the lesson followed by reading by the students and thereafter explanation by the teacher. • Parental Involvement Activity – Assign a Day Off to Your Mother The students will be asked to do some of the household chores so that their mothers get a day off from their routine work. At the end of the day, the mothers need to rate the work done by their children in the given format. • Thank You Card for Mother The students will make a thank you card for their mother and write a message for their mother in the same. • Listening Activity Watch a video based on Chimpanzees by Jane Goodall 		<p>Parental Involvement</p> <p>Activity: Assign a Day Off to Your Mother</p> <p>The students will be asked to do some of the household chores so that their mothers get a day off from their routine work. At the end of the day, the mothers need to rate the work done by their children in the given format.</p>	<ul style="list-style-type: none"> • Loud Reading • Paragraph Writing 	<p>The students will :</p> <ul style="list-style-type: none"> • read the content fluently and with correct pronunciation, intonation and expression. • list out words in context to the lesson and form sentences of the new words. • list out the gender of animals, their young ones and their habitats. • understand the content given in comprehension sheets independently and thereafter answer the questions that follow. • write as well as speak about the role of mothers in their lives. • express their feelings for their mothers in the form of a thank you card. • differentiate the American and British words used for different things(Eg. cookie-biscuit; footpath-pavement; etc.). • use the suffixes „ible" and

		<p>You card.(S)</p> <ul style="list-style-type: none"> differentiate between the American and British words used for different things.(C/An) understand the use of suffixes „ible“ and „able“ and construct different words using them.(K/Ap) listen to the poem and recite it with expression. (Ap) enrich their vocabulary with things related to summer season. (K) express themselves on what all things they enjoy during summer season.(An) understand the problems faced during summer season and the precautions to be taken.(C) understand the use of similes to make comparison and pick out simile from the poem.(C) <p><u>Behavioral Objectives :</u> This lesson will enable students to:</p> <ul style="list-style-type: none"> develop love and care towards animals. value the role of mothers in their lives.(Ev) relate and compare their own mothers to the mother kangaroo mentioned in the text and develop respect for them.(Ev) develop problem solving attitude.(Ap) understand the cause of restlessness among children. (C) critically think on how someone’s naughtiness can become the cause of other’s suffering.(An) understand the importance of different seasons.(An) understand how season affects our different activities(mood, lifestyle, etc).(C) develop sensitivity towards people who live in desert areas.(C) 			<ul style="list-style-type: none"> Listening to audio of the poem, recitation by the students, discussion and explanation The students will listen to the audio of the poem which will be followed by recitation by the students and thereafter discussion on summer season and explanation of the poem by the teacher. 				<p>„able“ to form new words.</p> <ul style="list-style-type: none"> understand the features of kangaroos. compare and contrast the role of their mothers to the mother kangaroo mentioned in the text. critically think and express which actions of theirs annoy others. appreciate poetry and recite the poem well with proper expression. list out the things related to summer season and the things they enjoy in the summer season. list out the problems people face in summer season and the precautions to be taken. use similes to make comparison and list out simile mentioned in the poem. express themselves on the need of different seasons. analyze how seasons affect their actions. compare their lives with people who live in desert areas.
--	--	---	--	--	---	--	--	--	---

fglnh	वर्णमाला, भाषा ek=k, j ckjg[kMh fixurh l k o l k ds izdkj	o. kkyk ds varxir Loj o 0; itu dks Hkyh&Hkkfr l e> l dksA o. kka dks l gh cukoV ea fy[k l dksA भाषा व भाषा के प्रकारों को जानेंगे।	Yks[ku	i h-i-h-Vh- भाषा vH; kl i fLrdk	Ekk=kvka dk Jirys[k	0; k[; ku	&&	Ekk=k शब्दों की बनावट	o. kkyk ds varxir Loj o 0; itu dks Hkyh&Hkkfr l e>s o. kka dks l gh cukoV ea fy[k l ds भाषा व भाषा के प्रकारों को tkuk
	i kB &pkoy dh jkfV; k; 0; kdj .k & l xkn ys[ku]dkj d fpgu	विशिष्ट उद्देश्य %& <ul style="list-style-type: none"> i kB dk mfpr vkjkg&vojkg ds l kfk okpu djuk i kB ea vए नवीन शब्दों बाँग, फूलदान, जम्हाई, मुखड़, तशतरी, दस्तक, ईद-गिर्द, नाश्ता, स्वगत, केतली, गुड़गुड़, गुच्छा आदि शब्दों का अर्थ समझाते हुए स्पष्ट वाचन कराना fglnh dh fo/kk ukVd l s i fjfpr djuk A bl ds varxir dgkuh[epl Ttk]l xkn vkfn ds ckjs ea tkudkj h nuuk l xkn fy[kuk fl [kkuk अपठित गद्यांश (अर्थात् बिना पढ़े i kB: Øe ½ l s i fjfpr djuk o ml ea fufgr HkkokFkz dks Lo; a l e>us grq i fjr djuk व्यवहारिक उद्देश्य :- <ul style="list-style-type: none"> *>B* , d k j k Lrk g j ft l i j dne j [krs gh ge vkxs dh vkj c<us yxrs g j bl rF; l s voxr djuk A vi uh fiz oLrq Hkh nil j ka ds l kfk ckVus grq i fjr djuk vFkkir i j Li j l ghkkfxrk dh Hkkouk fl [kkuk A l R; j i x j i j Li j l g; kx vkfn ufrd eM; ka dk fodkl djuk A 	okpu] ys[ku ufrd eM; %&fey&ty dj jguk o ckVuk	vH; kl i fLrdk	1-pkoy ds 0; itu cukdj ykuk o fey ckV dj [kkuk rFkk vi u&vi us fopkj 0; Dr djuk A 2-l xkn ys[ku & nks 0; itu ka ds e/; dkWed पुस्तक का वाचन करना। जिससे छात्र संवाद को अच्छे से समझ लें।	0; k[; ku Xkfrfof/k	&&	i kB dk okpu	i kB dk okpu mfpr vkjkg&vojkg ds l kfk djuk l h[k l dksA पाठ में आए नवीन शब्दों का शुद्ध व स्पष्ट उच्चारण कर लें। fgnh dh fo/kk ukVd ds ckjs ea tku l dksA l xkn]i k=]dgkuh vkfn l s i fjfpr gk l dksA ufrd eM; l Ppkb]l ghkkfxrk]l kgnir k vkfn eM; ka dk egro l e> l dksA
	i kB &i kuh js i kuh व्याकरण - संवाद , मुहावरे, संज्ञा व उसके भेद	विशिष्ट उद्देश्य - vfHk0; fDr ds fofo/k ek/; eka l s i fjfpr djuk A-(समूह-चर्चा, भाषण, लिखित, चित्रों के ek/; e l j ukVd ½ चिंतन कौशल विकसित करना- i kuh ds L=krka vkj ml ds izdkj ka l s i fjfpr djuk& egkojs vkj ykdkfDr ea varj l e>kuk& l k o ds Hkn o mudk iz kx crkuk & स्पष्ट उच्चारण (प्रभावी मौखिक अभिव्यक्ति के लिए प्राथमिक रूप से स्पष्ट उच्चारण की ही आवश्यकता होती है) व्यवहारिक उद्देश्य & lkkdfrd l j nk ds l j {k.k grq tkx: d djuk& l kuh ccknh jkdus dk ufrd mRrj nkf; Ro l e>kuk ty l xg.k ds rjhds [kkstus grq i fjr djuk& i kuh i klr djus ds fy, l gh rjhds vi ukuk& ½ty dj nuk] uy ea l h/ks ekVj dk iz kx u djuk½ i Hkkoh oDrk ds : l k ea Lo; a dks r s kj djuk&	½vfHk0; fDr½ ekf[kd] fyf[kr ufrd eM; & ty l j {k.k	vH; kl i fLrdk	1 i kuh dk egRro o ty pØ o Atkz ij l f{klr ea vi us fopkj 0; Dr djuk& (भाषण½ 2 i kuh ds egRro o ty L=krka l s l xcf/kr fMtkbu cukuk& ½MMY½ 3 uPdM+ UkkVd 4. प्रकल्प कार्य gLrk[kj vfHk; ku& i kuh cpkvks o i kuh dks LoPN j [kks 5-पानी की एक बूँद क्या कहे	0; k[; ku Xkfrfof/k	-	dk; l i =] xfrfof/k ½ uPdM+ UkkVd ½	vfHk0; fDr ds fofo/k ek/; eka l s i fjfpr gq & चिंतन कौशल विकसित gq/k& i kuh ds L=krka vkj ml ds izdkj ka l s i fjfpr gq & egkojs vkj ykdkfDr ea varj tkuk& l k o ds Hkn o mudk iz kx djus ea l {ke gq & l kuh ccknh jkdus grq tkx: d gq &

<p>Maths</p>	<p>Numbers</p>	<p><u>Specific Objectives :</u> Students will be able</p> <ul style="list-style-type: none"> to understand the Indian Place Value System and International Place Value System upto 9 digits to Group and place comma according to period to Convert from the Indian Place Value System to International Place Value System & vice versa to write numerals for given number name using commas.(U) to write the place value and face value of the given digit in a number in both the system to read and write numbers according to periods and place value in Both the System to form the greatest & smallest number with or without repetition of given digits. to write in expanded & short form in both the system to compare and arrange the numbers in ascending and descending order to round numbers to nearest 100, 1000 <p><u>Behavioral Objectives :</u> Students will be able</p> <ul style="list-style-type: none"> to understand that large numbers are used in real life (in writing population of country, area of a state etc).. to know that numbers are expressed in words (while writing roll numbers and amounts in cheques,etc.) to relate place value with real life situations to relate successor and predecessor with real life to understand that expanded and short form to understand that comparison is done to find greater or smaller. 	<p>Understand - ding, analysis , application Logical, Reasoning Estimation</p>	<p>Books, Workbook and Digital content like: _____ _____ _____ _____</p>	<p>1.Flip cards Activity Read & Write Number</p> <p>2. The Secret Number Game (Forming greatest & Smallest Number)</p> <p>3. Google Time(Ascending & Descending order)</p> <p>4.Population and area</p>			<p>Worksheet and Place value slider to read the number</p>	<p>Students will</p> <ul style="list-style-type: none"> understand the Indian Place Value System and International Place Value System up to 9 digits group and place comma according to period convert from the Indian Place Value System to International Place Value System & vice versa write numerals for given number name using commas.(U) write the place value and face value of the given digit in a number in both the system read and write numbers according to periods and place value in Both the System form the greatest & smallest number with or without repetition of given digits. write in expanded & short form in both the system compare and arrange the numbers in ascending and descending order round numbers to nearest 100, 1000 <p><u>Behavioral Outcomes:</u> Students will</p> <ul style="list-style-type: none"> understand that large numbers are used in real life (in writing population of country, area of a state etc).. know that numbers are expressed in words (while writing roll numbers and amounts in cheques,etc.) relate place value
---------------------	-----------------------	--	--	--	---	--	--	--	--

									<ul style="list-style-type: none"> with real life situations ● relate successor and predecessor with real life ● understand that expanded and short form ● understand that comparison is done to find greater or smaller.
	Numbers (Continued) And Addition And Subtraction	<p>Specific Objectives : Students will be able</p> <ul style="list-style-type: none"> ● to know the properties of addition and subtraction to arrange the numbers in columns ● to do addition and subtraction with and without regrouping ● to find the missing number with carry and borrow ● to identify the operation in a word problem ● to solve the word problem(double operation) ● to do the calculation correctly ● Checking the answer in Subtraction. <p>Behavioural Objectives: Students will be able</p> <ul style="list-style-type: none"> ● to develop logical thinking ● to identify the situations in real life where they have to find the sum and difference ● to add the values like cooperation, sharing ideas in behaviour and subtract the negative thoughts 	Understand- ing, analysis , application Logical, Reasoning Estimation	Books, Workbook and Digital content like: <hr/> <hr/>	<ol style="list-style-type: none"> 1. Identify the property 2. Board game 3. Magic square/ Circle 4. Sudoku 5. Cost of furniture 			Worksheet and Addition grid	<p>Students will</p> <ul style="list-style-type: none"> ● know the properties of addition and subtraction to arrange the numbers in columns ● do addition and subtraction with and without regrouping ● find the missing number with carry and borrow ● identify the operation in a word problem ● solve the word problem(double operation) ● do the calculation correctly ● checking the answer in Subtraction. <p>Behavioural Outcomes: Students will</p> <ul style="list-style-type: none"> ● develop logical thinking ● identify the situations in real life where they have to find the sum and difference ● add the values like cooperation, sharing ideas in behaviour and subtract the negative thoughts
science	Chapter -1, More about plants- PART- A (Story) Seed Structure, germination &	<p>Specific Objectives- PART A -Seed Structure, Germination & Dispersal</p> <p>The students will be able to- Knowledge</p> <ol style="list-style-type: none"> 1. Know about the different parts of seeds like embryo, seed coat and seed 	observational, reasoning application analytical	1.video on	Part- A 1.Story- Tom and Jerry- The battle for the crown 2. Experiment- Growing seeds to observe process of germination. Students will share their photographs of the seeds grown and will share their experience .	NA	NA	1.Worksheet 2. Quiz 3. Making life cycle of plants (seed germination)	<p>PART- A</p> <p>The students will –</p> <ul style="list-style-type: none"> ● Know the importance of seeds in plants. ● Learn the parts of

<p>dispersal.</p> <p>PART B – Reproduction from Vegetative parts and Spores</p> <p>(Activity based)</p>	<p>leaves.</p> <p>2. Know about types of seed as- Monocot and Dicot</p> <p>3. Know about the functions of different parts of seed.</p> <p>4. Know the meaning of seed germination and conditions required for seed germination.</p> <p>5. Know and learn about different agents of seed dispersal.</p> <p>6. Know about different shapes of seeds depending upon their agents of dispersal.</p> <p>Understanding</p> <p>1. Study the conditions that are required for seed germination like air, water and warmth.</p> <p>2. Understand what happens to the seed if it does not get suitable conditions for its growth.</p> <p>3. Understand how seeds differ from each other in their shape and size in relation to their mode of dispersal.</p> <p>4. Understand why seed dispersal is necessary.</p> <p>5. Understand how some seeds get dispersed on its own by bursting or explosion.</p> <p>Application</p> <p>The students will be able to grow saplings keeping in my the essential things and the conditions required.</p> <p>PART-B</p> <p>REPRODUCTION FROM VEGETATIVE PARTS AND SPORES</p> <p>I - Specific Objectives</p> <p>The students will be able to knowledge</p> <ul style="list-style-type: none"> • Know how some plants grow from its vegetative parts like leaves, some from its stems, some from its roots and some grow from the buds which are present on their body. • Learn how plants can grow from spores. 			<p>2.Video on</p> <hr/> <hr/> <p>3.Song on seed dispersal- http://www.yout</p> <hr/> <hr/> <p>4. Pictures of germination, & seed dispersal</p>	<p>3. Students will be asked to bring monocot and dicot seeds.</p> <p>4. Nature Walk</p> <p>5. Video on dispersal.</p> <p>Part- B</p> <p>Activity-1</p> <p>Video on -vegetative reproduction followed by discussion</p> <p>Activity-2</p> <p>Showing the live samples of various plants like bryophyllum leaf, potato, fern leaf, rose stem cutting, carrot root etc.</p> <p>Activity-3</p> <p>Hands on experience- They will write down their observations in the notebook in a table for 10 days.</p> <p>1. Growing potato from buds.</p> <p>2. Growing money plant from stem cutting.</p> <p>3. Growing carrot from roots.</p> <p>Activity-4</p> <p>Showing fern leaves containing spores.</p> <p>Activity-5</p> <p>Hands on experience- How to grow plants at home? Students have to share photographs with their their plants. (home assignment)</p> <p>Activity- 6</p> <p>A video will be shown about the artificial or manmade methods of vegetative reproduction like layering, grafting and cutting.</p> <p>Activity-7</p> <p>Showing leaves of fern plant.</p>				<p>seed as embryo, seed leaves and seed coat and understand their functions.</p> <ul style="list-style-type: none"> • Understand potential of a seed to grow into a new plant • Learn factors favourable for the germination of seed. • Know what is dispersal of seeds and their agents • Learn importance of dispersal. <p>PART- B Students will-</p> <ul style="list-style-type: none"> • Learn about the different methods reproduction in plants from its vegetative parts like stem, bud, leaf and roots. • learn how the new plant grows from the spores. • Know different methods of artificial vegetative
---	---	--	--	---	--	--	--	--	---

		<ul style="list-style-type: none"> • Know different methods of artificial vegetative reproduction i.e. cutting, layering and grafting. • Know about natural and artificial methods of vegetative reproduction. <p>II - Behavioral Objectives</p> <ul style="list-style-type: none"> • To sensitize them towards the environment and taking care of plants. • To develop scientific temperament among the children. • To sensitize them about the fact that all the living things grow and what is the need for their growth. • To sensitize them towards the happiness which they get on the arrival of a new family member just as that on seeing a new plant. 						<p>reproduction i.e. cutting, layering and grafting.</p> <ul style="list-style-type: none"> • Know about natural and artificial methods of vegetative reproduction. 	
	<p>Chapter - 2 Animals and their adaptation (2 Stories)</p>	<p>I - Specific Objectives</p> <p>Classification of Animals Plan A : (story) The students will be able to</p> <p>Knowledge</p> <ul style="list-style-type: none"> · Know diversity of animals · Know classification of animals as vertebrates and invertebrates (brief introduction and vertebrates and subclasses of vertebrates) <p>Understanding</p> <ul style="list-style-type: none"> · To identify characteristic (physical) features of different animals and categorize them into different groups as insects, birds, fishes, amphibians, reptiles, mammals and insects. <p>Application: Will be able to identify animals with the help of their physical features.</p> <p>Analysis</p> <ul style="list-style-type: none"> · Correlate physical features of the animals help them to live in their surroundings. <p>II - Behavioral Objectives Plan – B Adaptation of Animals (classification of animals) Objectives: (put Bloom’s level)</p>	<p>observational, reasoning application analytical</p>	<p>Resources classification : Story</p> <p>1,Video classification of animals : _____ _____ _____</p> <p>2.PPT on classification of animals</p> <p>3. A text resource on vertebrate & invertebrates.</p> <p>Plan B: Video - Video on Hibernation _____ _____</p> <p>Picture slide: on , camouflaging , breathing organs will be shown</p> <p>A video on movement in animals will</p>	<p>Activities (Story) Task 1: Make a list of mammals around you .</p> <p>Search task 2 Search about unique examples of the animals that do not give birth but lays eggs though they belong to mammals category.</p> <p>Task 3. Name 5 cold and warm blooded animals around you.</p> <p>Task 4 Find out difference in the body coverings of reptiles and amphibian and share it with your peers in the class!</p> <p>Plan B</p> <ul style="list-style-type: none"> • Activity (to introduce the lesson)Recapitulation of classification of animals from story part 1. <ul style="list-style-type: none"> • The story will be displayed in the class. the students will be given chance to read the story. <p>Activity 1</p> <p>Structured discussion will take place in the classroom on defensive techniques of some</p>	NA	NA	Worksheet /other?	<p>Students will-</p> <p>The students will –</p> <ul style="list-style-type: none"> *Learn classification of animals on the basis of spine/backbone. *Learn classification on 4 basic features of –body covering, breathing, body temperature, and reproduction, *learn physical features of 5 categories of vertebrates. <p>Plan B Mowgli’s voyage part 2</p> <p>The students will –</p> <ol style="list-style-type: none"> 1. Defensive techniques of some animals. 2. Learn camouflaging feature. 3. Know special Body

		<p>I - Specific Objectives <u>I - Specific Objectives</u> The students will be able to- Knowledge</p> <ul style="list-style-type: none"> • Know different modes of movement, breathing, feeding habits (with different organs of eating) and body coverings in some animals for various purposes, in different subclasses of the animals.(as in insects, fishes, amphibians, reptiles and mammals) • Know different techniques that help the animals for their survival. • Defensive mechanism ,Camouflaging, migration • Know the adaptations for survival in amphibians, reptiles, birds, fishes and mammals. • Learn about animal features - Flippers, webbed feet, spiracles, gills, blow holes, quills. <p><u>Understanding</u></p> <ul style="list-style-type: none"> • Understand adaptation in all the vertebrates groups of animals for movement, breathing of animals in their respective habitats (modifications) • Correlate adaptive features of the animals with their habitat/habit/behaviour. • Develop understanding for special behaviours as migration, hibernation and aestivation. <p><u>Application:</u> Identify animal group on the basis of their physical features.</p> <p><u>Analysis</u></p> <ul style="list-style-type: none"> • Analyse adaptive features for movement (swimming, flying, crawling, creeping), breathing and special behaviours. <p><u>II - Behavioral Objectives</u></p> <p>The students will be able to-</p> <ul style="list-style-type: none"> • Aware about the individual differences among the animals with reference to the features that help the animals to live comfortably in their habitat. 		<p>be shown https://www.youtube.com/watch?v=VfocdSog53c migration& other behaviours of animals. (Binocs)</p> <hr/> <hr/> <hr/> Migration in animals	<p>animals</p> <p>Activity 2</p> <p>Students will be shown following videos to understand camouflaging a tricky technique of some animals .</p> <p>CBSE-Animals Life ,class V ,reference video Chameleon for Kids,educational video Animals and their habitats video</p> <p>Student will be shown videos on camouflaging and on scavengers</p> <p><u>Activity 3</u></p> <p>Picture slides will be shown followed by Discussion on breathing organs of all the verebrates and insects will be discussed about spiracles, gills, blowhole, moist skin and nares.</p> <p><u>Activity -4,</u></p> <p>Video on movement in animals will be shown</p> <hr/> <p>Movement in all the vertebrate animals with reference to the adaptive features in animals will be discussed with the students .</p> <p><u>Activity 5:Video</u></p> <p>(Search activity)Feed back on special behaviour of animals will be taken .Video will be shown and structured discussion will be taken .</p> <p><u>Activity 6</u></p> <p>Video on Migration will be shown and discussed with the students.</p>				<p>covers of some animals</p> <p>4. Compare physical features for movement & breathing in all the vertebrate groups and insects</p> <p>5. Special behaviours like migration, hibernation and aestivation shown by some animals.</p> <p>6. learn about Endangered animals</p>
--	--	--	--	---	---	--	--	--	--



Social	L-1 Globes and Maps	Specific Objectives The students will be able to: <ul style="list-style-type: none"> • Know the shape of the Earth. • Understanding the globe as a representation of the Earth. • Know the importance of Globe. • Know the important features of it like the equator, axis, north-south poles and the hemispheres. • Identify the limitations of the globe. • Understanding map as a flat representation of the Earth. • Know the importance of map. • Know different types of maps and how they can be used to provide information. • Understand the difference between globe and maps. • Observe that all maps show the directions which helps during navigations, or finding route during travel. • Reading irections. • Finding directions using compass. • Notice that maps present their information through symbols or colours. • Know that maps have scales to relate the size of the features on the map to their actual size. • Know and read Key given on the map. • 16. Locate their country, its states, its cities, its neighbours and water bodies etc Behavioural Objectives: The students will be able to: <ul style="list-style-type: none"> • Identify different route from his home to other places. • Understand the use of signs and symbols as landmarks for searching any address. • Guide the routes to others by using landmarks and directions. • Estimate the route to reach the destination based on the scale of distance.(He will try to judge the shortest route.) • Understand the routes given in the mobile Map applications. • Draw the map from home to school. • Students will enhance observational and logical reasoning. 	1.Presentation, 2.Observation	Videos Globe Map	Activity 1 Students will be shown the updated videos. <hr/> (Globe) <hr/> <u>U</u> (Map) <hr/> <u>Y</u> (Directions) <hr/> — <hr/> <u>w</u> (Compass) Activity 2 Brain Storming through videos Activity3 Sketch Activity Activity4 Map Work Activity 5 Role Play Activity6 Quiz Activity 7 Drawing Activity	Nil	Nil	Worksheet	<ol style="list-style-type: none"> 1. Know the shape of the Earth. 2. Understands the globe as a representation of the Earth. 3. Know the importance of Globe. 4. Know the important features of it like the equator, axis, north-south poles and the hemispheres. Identify the limitations of the globe. 5. Understands map as a flat representation of the Earth. 6. Know the importance of map. 7. Know different types of maps and how they can be used to provide information. 8. Understands the difference between globe and maps. Observe that all 9. maps show the directions which helps during navigations, or finding route during travel. 10. Reading direction. 11. Find directions using compass. 12. Notice that maps present their information through symbols or colours. 13. Know that maps have scales to relate the size of the features on the map to their actual size. 14. Know and read Key given on the map. 15. Locate their country, its states, its cities, its neighbors and water bodies etc
---------------	---------------------------	--	--	---	---	------------	------------	------------------	--

MONTH: AUGUST

Subject	Topic	Learning/behavioral Objectives	Skills/ Values	Resources/ Teaching Aids	Activities/Process	UN sustainable goal if targeted	Special Talk/ Parents' Involvement/ Field trip	Assessment	Learning outcome
ENGLISH	L-3 Seventeen Oranges & Poem - My Shadow Grammar Pronoun Vocabulary Prefix/Suffix Writing Skills Picture Composition	<p><u>Specific Objectives</u></p> <p>This lesson will enable students to:</p> <ul style="list-style-type: none"> enrich the word bank of the students in context to the parts of fruits (K) know the various characters through the comic strip (K) develop critical thinking by suggesting a solution to a problem (E) complete the dialogues for a situation through a comic strip (Ap) enact the role plays enhancing speaking skill (A) participate in opinion sharing activities (C) listen for specific information (E) appreciate poetry.(C) recite poem well with proper expression.(Ap) understand the use of rhyming scheme(rhyming words) to make poems effective.(C) understand the use of shadows in real life(use of sun dials to tell time; for entertainment; etc.).(C) observe their shadow and understand how its size changes at different times of the day.(An) understand the relation between source of light and shadow of a thing.(C) understand how shadowgraphy can be used for entertainment purpose.(K) <p><u>Behavioral Objectives</u></p> <p>This lesson will enable students to:</p> <ul style="list-style-type: none"> develop social interaction. develop confidence to face the difficult situations. 	<p>Reading</p> <p>Writing</p> <p>Speaking</p> <p>Listening</p>	Course Book CD from the book	<ul style="list-style-type: none"> Parent Involvement - Talk on importance of discipline and honesty in life Reading Skill Read the reading prompt provided to develop reading skills and comprehension. Speaking Skill <ul style="list-style-type: none"> Speak about your favourite detective serial Role play on different situation Recitation of poem "My Shadow" Writing Skill: <p>Critical Thinking</p> <ul style="list-style-type: none"> Do you think the narrator was right to eat the oranges? Why <ul style="list-style-type: none"> Make a comic strip with different characters depicting different situations. Listening Skill Dictation of paragraph 		Parent Involvement - Talk on importance of discipline and honesty in life	<ul style="list-style-type: none"> Role Play Listening Worksheet 	<p>The students will :</p> <ul style="list-style-type: none"> deliver dialogues with proper voice modulation expertise on various gestures for proper expressions become confident in reading skill read the comic strip and know various characters discuss freely about the solution to the problem enact the role plays by enhancing speaking skill listen and complete the task for specific information develop confidence by reading books and learn to face the difficult situations and overcome it without getting scared take decisions and become a problem solver listen and understand the consequences of dishonesty and stealing. appreciate poetry and recite the poem well with proper expression. list out the rhyming words and mention the rhyming scheme used in the poem. list out the use of shadows in real life. value the use of shadows in

		<ul style="list-style-type: none"> understand the consequences of dishonesty and stealing.(C/Ev) realize the importance of speaking truth.(Ev) not to get scared in difficult situation. understand that reading books increases your knowledge to overcome problems.(C) develop habit of being honest always. compare their own growth pattern to that of shadow.(Ev) understand how shadow plays the role of a good friend (list out similarities between the two).(An) 						entertainment industry. <ul style="list-style-type: none"> compare the size of shadows at different point of time and list out the reason behind this difference. understand how with change in position and distance of source of light, the size of shadow changes. compare their own growth pattern to that of shadow. co-relate qualities of shadows to the qualities of good friends.
fgUnh	i kB & x# vkj psyk 0; kdj.k & ykckfDr o egkoj} nplkr शब्द	<p>विशिष्ट उद्देश्य %&</p> <ul style="list-style-type: none"> I kfgR; dh foHkUu fo/kkvka l s i fjfpr djuk & fo/kk : i karj.k jpkRedrk ykckfDr o egkojka dk iz kx <p>तुकांत शब्दों या छंद रूप का प्रयोग</p> <p>शब्द भंडार (भाषा के कौशलों के विकास के लिए शब्द भंडार होना चाहिए इस हेतु यह उद्देश्य इस बार शामिल किया गया)</p> <p>0; ogkfjd उद्देश्य %&</p> <ul style="list-style-type: none"> vuHkoh 0; fDr o vuHko dk ykHk& I > < I s dk; I djus grq i fj r djuk& fdl h Hke ea u vkuk& usRo {kerk fodfl r djuk& njnfष्ट- x# dh ckr ekuuk& 	कौशन – लेखन. Jo.k ufrd eM; _cMka dh ckr ekuuk	vH; kl i fLrdk	<p>श्रवण कौशल</p> <p>1 फिल्म खूबसूरत के संबंधित तीन दृश्य दिखाए tk, xs</p> <p>2 v/kj uxjh pkV jktk dh dgkuh I pkuk</p> <p>बोलना कौशल</p> <p>1 एक कालांश तुकांत शब्द , मुहावरों व ykckfDr; ka ea ckr djuk</p> <p>लेखन कौशल</p> <p>1 jktk i kpk; I o v/; ki d ea dk& & dk& l s xq k gkus pkfg,</p> <p>कविता को कहानी के रूप में लिखिए (पाठ्य पुस्तक से अलग कविता दी जाएगी)</p>	0; k[: ku] Xkfrfof/k	&&	<p>तुकांत शब्द , egkoj s o ykckfDr dk iz kx l s ckr djuk dk; I i =d</p> <p>I kfgR; dh foHkUu fo/kkvka l s i fjfpr gq & fo/kk : i karj.k djuk tkuk& Lo; a dh jpkRedrk mHkkjus dk ekck feyk& usRo ds xq kka dks tkuk& ykckfDr o egkojka dk iz kx djus ea l {ke& तुकांत शब्दों या छंद रूप dk iz kx djus ea l {ke& vuHkoh 0; fDr o vuHko dk ykHk& fdl h Hke ea u vkdj दूरदृष्टि द्वाारा सूझबूझ से dk; I djus grq i fj r gq & x# dh ckr ekuuk pkfg, bl grq i fj r gq &</p>
	i kB & os fnu Hkh D; k fnu Fks 0; kdj.k & dky	<p>विशिष्ट उद्देश्य</p> <p>I k{kkRdkj fo/kk l s i fjfpr djokuk& 0; kdj.k Hkx& dky l s l af/kr okD; ka dh igpku djuk o okD; cukuk fl [kkuk&</p> <p>विषय या प्रकरण से संबंधित तार्किक वार्तालाप करने grq i kRl kfgR djuk&</p> <p>भाषा प्रवाह सिखाना/ स्पष्ट उच्चारण, नवीन शब्दों का iz kx] lk; klr fojke o xfr ½</p> <p>व्यवहारिक उद्देश्य</p> <p>ekuo , d l kekfTd i.k.kh gS bl fy, ml s Lo; a ds विचारों व भावनाओं के आदान-प्रदान करना आवश्यक है, जो कि वह मशीन से नहीं कर सकता, यह बार l e>kuk &</p>	कौशल – बोलना ½ ekf[kd vHko; fDr½	vH; kl i fLrdk	<p>बोलना कौशल &</p> <p>1-I eg ppkI 2-I k{kkRdkj yuk 3-okn&fookn</p> <p>वाद -विवाद के विषय को तकनीक से ही सम्बंधित रखते हुए परिवर्तित करेंगे</p> <p>लेखन कौशल</p> <p>1-मानव व मशीन के गुण-अवगुण लिखिए। 2-I k{kkRdkj yuk 3-आप बड़े होकर कैसी मशीन बनाना चाहेंगे \</p>	0; k[: ku] Xkfrfof/k	&&	<p>dk; I i =]xfrfof/k & okn&fookn</p> <p>Lk{kkRdkj fo/kk l s i fjfpr gq &</p> <p>विषय या प्रकरण से l af/kr rkfdld okrkkyi djus grq l {ke gq A भाषा प्रवाह विकसित gq/k&</p> <p>Lk{kkRdkj fo/kk l s</p>

		<p>मशीन हमारे जीवन को सुविधाजनक बना सकती है i j r q d h k h h k h o g e k u o d k l f k k u u g h a y s l d r h b l r f ; d h t k u d k j h n s u k &</p> <p>मशीन की विशेषताओं में तल & ल व द र क l i f j J e l l e ; & l h e k d k i k y u d j u k l d k ; l d j u s d s i f r r R i j j g u k v f k k a r - v k y l u d j u k l d k s v i u k u s g r q i k R l k f g r d j u k &</p> <p>l p k j d s l k / k u k a d s f o d k l u s e k u o d k s v i u s f o p k j v f h k o ; D r d j u s o m l g a , d & n i l j s d s f u d v y k u s e s</p> <p>महत्त्वपूर्ण भूमिका निभाई है, इन उपकरणों (मशीनों) अपने विचारों की आत्मविश्वासपूर्वक अभिव्यक्ति करना f l [k k u k &</p> <p>हरिष्य के अन्वेषक, वैज्ञानिक बनने हेतु प्रोत्साहित d j u k A</p>						<p>i f j f p r g q & d k y l s l a c f / k r o k D ; k a d h i g p k u d j o o k D ; c u k u s e a l { k e g q &</p> <p>v i u s f o p k j k a d h</p> <p>आत्मविश्वासपूर्वक v f h k o ; f D r d j u k l h [k A</p>	
MATHS	Addition and Subtraction (Continued) And Multiplication and Division	<p>Specific Objectives: Students will be able to</p> <ul style="list-style-type: none"> to know the properties of multiplication and division (K & U) to multiply 3 and 4 digit numbers by 2 digit numbers and 3 digit numbers by 3 digit numbers.(AP) to find the product by expanding the multiplier (AN) to divide 3 and 4 digit numbers by 2 digit numbers and 4 digit numbers by 3 digit numbers.(AP) To frame questions looking at the answer with the correct use of operation.(AN) to know the formula for checking the answer in the division i.e. Division Algorithm and use it. (AP) to solve word problems involving double operations(unitary method) (AP & AN) to do the calculation correctly (AP) 	Understand - ding, analysis , application Logical, Reasoning Estimation	Books, Workbook and Digital content like:	<ol style="list-style-type: none"> Multiplication facts using blocks Spin and divide Short cut tricks to make tables Nappier's method Tables 0 to 20 			Worksheet and Quiz based on multiplicati on and division.	<p>Students will</p> <ul style="list-style-type: none"> know the properties of multiplication and division (K & U) multiply 3 and 4 digit numbers by 2 digit numbers and 3 digit numbers by 3 digit numbers.(AP) find the product by expanding the multiplier (AN) divide 3 and 4 digit numbers by 2 digit numbers and 4 digit numbers by 3 digit numbers.(AP) frame questions looking at the answer with the correct use of operation.(AN) know the formula for checking the answer in the division i.e. Division Algorithm and use it. (AP) solve word problems involving double

		<p>involuntary muscles.</p> <p>4. Learn about limbs and girdles and their location in our body.</p> <p>Application</p> <p>Analysis</p> <p>Behavioural objectives</p> <p>1. To know the importance of sunlight and calcium for the growth of bones.</p> <p>2. Learn to take care of bones and muscles.</p>		<p>https://youtu.be/Mbh4jEZW</p> <p>o-l</p> <p>Muscles -----</p> <p>https://youtu.be/OSsntU6sTWI</p> <p><u>Types of muscles and their function-</u></p> <p>_____</p> <p>_____</p> <p>_____</p> <p>_____</p> <p>_____</p> <p>_____</p>	<p>Students will make a picture of skeleton in their scrap book with the help of straw, toothpicks or ear buds.</p> <p>Activity-8</p> <p>Talk by an orthopedic doctor</p> <p>Activity-9</p> <p>Students will be asked to list out the activities/ work which their body performs on its own and which they can control or manage.</p> <p>Followed by a video and structured discussion on voluntary and involuntary muscles.</p> <p>Activity-10</p> <p>Video on muscular system</p> <p>Activity-11</p> <p>Hands on experience</p> <p>Making working model of arm</p>   <p>A video will be shared how to make model of arm.</p>				<p>different types of movable and immovable joints.</p> <p>• Be able to differentiate between voluntary and involuntary muscles</p>
SOCIAL	L-3 Movements of the Earth	<p>Specific Objectives:</p> <p>The student will be able to:</p> <ul style="list-style-type: none"> • To know the two movements of the Earth- Rotation and Revolution. • To know Rotation as spinning on the Earth on its axis. • To know Revolution as movement of the Earth on its orbit around the sun. • To know the meaning of the term orbit. • To understand how rotation causes day and night. • To understand how revolution causes seasons. • To understand terms as Solstice and equinox as variation in the length of days and nights because of tilt of the Earth. <p>Behavioural Objectives:</p>	Critical Thinking, Analysis and Application, Observation.	Globe		Nil	Nil	Quiz	<p>The student will learn about:</p> <ul style="list-style-type: none"> • To know the two movements of the Earth- Rotation and Revolution. • To know Rotation as spinning on the Earth on its axis. • To know Revolution as movement of the Earth on its orbit around the sun. • To know the meaning of the term orbit. • To understand

		<p>The student will be able:-</p> <ul style="list-style-type: none"> To use the understanding of seasons in deciding the adaptations they need to adapt if they go to any particular place. To understand that as all the planets have their own orbit to move individually to reach their destination we as human beings also should have our own set of rules which we should follow all through our lives to achieve our aim of being a good human being. <p>To understand that as planets move in coordination and do not cross each other's path ,the same way we also need to work in coordination to achieve success and lead a peaceful life.</p>			<p>movements on the chart paper</p> <p>Activity3</p> <p>Quiz</p>				<p>how rotation causes day and night.</p> <ul style="list-style-type: none"> To understand how revolution causes seasons. <p>To understand terms as Solstice and equinox as variation in the length of days and nights because of tilt of the Earth.</p>
Computer	Hardware - Software (Windows explorer)	<p>LEARNING OBJECTIVES:</p> <p>The students will be able to –</p> <ul style="list-style-type: none"> Explain and understand the importance of Hardware and Software components of a computer. Identify and differentiate between the different kinds of Hardware & Software components of a computer. Identify, comprehend and differentiate between various Input/ Output devices. Understand the use of different input (keyboard, mouse, joystick, scanner, light pen, touch screen, microphone) and output devices(monitor, printer, speakers) Identify the different types of storage devices(CD, DVD, hard disk and pen drive) Store and transfer the data using different storage devices Understand the use of different storage devices for different purposes.(according to their storage capacity) Explain the purpose of each storage device Identify different types of software and their uses. Understand the role of OS and its functioning. differentiate between the functioning 	<p>Skills</p> <p>understanding, comprehension, application</p> <p>Values</p> <p>logical thinking, orderliness</p>	text book, projector and computer	<p>* role of operating system and application software, will be explained</p> <p>* working in windows explorer and creating shortcuts of application, managing files and folders will be explained through demonstration.</p> <p>Activity-</p> <ol style="list-style-type: none"> Children will draw the diagram in their note book, showing the role of OS. Make a list of different kinds of software with their purpose, used in the school and at home. Children will be asked some brain storming questions eg. <ul style="list-style-type: none"> Have they ever seen any other OS except windows? Do other OS also support all the devices and software? <p>Managing Files/Folders:</p> <ul style="list-style-type: none"> Windows Explorer Moving/copying files/folders from one drive to another Moving/copying files/folders between storage devices Delete/restore/ search a file/folder Working with multiple applications Hierarchy of folders 			Worksheet & Practical test	<p>The students will develop the ability to:</p> <ul style="list-style-type: none"> Understand, Identify and differentiate between the different kinds of Hardware & Software components of a computer. Identify and understand the use of different input (keyboard, mouse, joystick, scanner, light pen, touch screen, microphone) and output devices(monitor, printer, speakers) Identify the different types of storage devices(CD, DVD, hard disk and pen drive) Store and transfer the data using different storage devices Understand the use of different storage devices for different purposes.(according to their storage capacity) Explain the purpose of each storage device Identify different types of software and their uses. Understand the role of OS and its functioning. differentiate between the functioning

		<p>of application and system software.</p> <ul style="list-style-type: none"> • to make children understand the working with windows explorer <p>BEHAVIOURAL OBJECTIVES:</p> <p>To make children aware to always buy original CD's or DVD's of software rather than creating or buying pirated copies of the originals.</p>							<p>devices for different purposes.(according to their storage capacity)</p> <ul style="list-style-type: none"> - Identify different types of softwares and their uses. -Understand the role of OS and its functioning. -differentiate between the functioning of application and system software. -Understand one of the way of E-waste management by making different decorative and useful items. -Understand the importance of original software.
--	--	---	--	--	--	--	--	--	---

MONTH: SEPTEMBER

Subject	Topic	Learning/behavioral Objectives	Skills/Values	Resources / Teaching Aids	Activities/Process	UN sustainable goal if targeted	Special Talk/ Parents' Involvement/ Field trip	Assessment	Learning outcome
English	Unit 6: Raoul the Owl Grammar Verb Types of Sentences	<p>Specific Objectives: This lesson will enable students to:</p> <ul style="list-style-type: none"> ● enhance their word bank by listing the words allied to feelings(K) ● comprehend the transcript by listening to audio clipping associated to family (family tree)(C) ● to develop their oral expression effectually(AP) ● to augment reading skill by reading about famed personalities(K&C) ● read the content effortlessly and with accurate pronunciation, intonation, expression(AP) ● build up their creative writing skills through creative write ups (AP) <p>Behavioral Objectives: This lesson will enable students to:</p> <ul style="list-style-type: none"> ● identify their positive personal traits which would help to boost their poise.(C/An) ● appreciate the significance of friend in their life ● learn to handle the situation if they are bullied ● settle in and accept changes in their life as and when required ● to be more obliging and accommodating ● to be aware of how parents make compromises for the bliss of their children 	Reading Writin Speaking Listening	A documentar y on Arunima Sinha and Louis Braille _____ — _____ — _____ — _____ —	<p>Reading Skill</p> <ul style="list-style-type: none"> ○ Identify the words in the story that show Raoul's feelings (related to happiness/ sadness/excitement).The students would be playing a game related to it. ○ Read about Louis Braille & Arunima Sinha and relate them to Raoul <p>Speaking Skill</p> <ul style="list-style-type: none"> ○ Discuss the role of your friend in your life (Group Activity) <p>Writing Skill</p> <ul style="list-style-type: none"> ○ Imagine you are Raoul, describe your feelings in a paragraph <p>Listening Skill</p> <p>Listen to a story narrated by your teacher and do the worksheet based on it</p>		Visit to Blind School	<ul style="list-style-type: none"> ● Picture Composition ● Reading Comprehension 	The students will: <ul style="list-style-type: none"> ● develop self confidence ● accept difference of opinion ● enrich word power and understand different relations ● enhance speaking skill by taking part in discussion. ● enhance writing skills by writing creative write ups. ● learn to write stories. ● develop good feeling about self

fgUnh	<p>बिशन की दिलेरी</p> <p>0; kdj .k & fp= o.ku] oLue dk i p j kvH; kl] अपठित गद्यांश</p>	<p><u>विशिष्ट उद्देश्य %&</u></p> <ul style="list-style-type: none"> • लिष्ट व शुद्ध भाषा के प्रयोग हेतु प्रेरित करना । • स्पष्ट वाक्य रचना • वर्तनीगत शुद्धता • 0; kdj .k ds varxir l oLue ds rhu i xdkjka dks l e>kuk • नवीन शब्दों के प्रयोग हेतु प्रोत्साहित करना । • i j ka dkfj rk] l kgknz dh Hkkouk] l keatL; rk • dgkuh ds varxir i k= dk pfj =&fp=.k djuk fl [kkuk • समीक्षात्मक प्रश्न के अंतर्गत अपने विचारों की Hkko i m kz vfhko; fDr djuk fl [kkuk • साहसिक कार्य हेतु राष्ट्रपति द्वारा पुरस्कृत किये x, cPPka l s voxr djuk <p><u>व्यवहारिक उद्देश्य %&</u></p> <ul style="list-style-type: none"> • पशु-पक्षी के प्रति दया व सौहादता का भाव रखना A • fd l h Hkh fodV i fj fLFkr dk l keuk l kgl ds l kfk djuk A • l kgl]/k] t s ufrd eM; ka dk fodkl djukA • i xfr o ead i kf. k; ka ds l j {k. k ds i fr हमेशा सचेत रहना । • प्राकृतिक औषधीय पौधों के बारे में जानना व budk mi ; kx l e>ukA • स्पष्ट भाव अभिव्यक्ति हेतु सर्वनाम के प्रकारों को l e>uk A 	<p>कौशल –</p> <p>ys[ku ufrd eM; l kgl</p> <p>पशु-पक्षी प्रेम</p>	<p>vH; kl i fLrdk</p>	<p>1 बहादुरी से संबंधित राष्ट्रपति द्वारा पुरस्कृत</p> <p>cPka ds ohfM; ks fn [kkuk</p> <p>1- i kFfed fpdfRl k dh tkudkj h</p> <p>2- औषधीय पौधों की जानकारी</p> <p>3- j pukRed ys[ku-----ge ead i k. kh</p> <p>4- l kgfl d dk; ka ds fy, i g Ldr cPka dk ohfM; ks fn [kkuk</p> <p>5. पक्षियों का ऐसा वीडियो दिखाना जिसमें अलग-अलग पक्षियों के बारे में विस्तार से जानकारी हो ।</p> <p>6. रचनात्मक लेखन पशु - पक्षियों के प्रति मनुष्य की जिम्मेदारी</p> <p>7. पाठ में आए सर्वनाम शब्दों की सूची उनके प्रकारों के अंतर्गत बनाना</p>	<p>0; k[; ku</p>		<p>dk; l i =] l gys[k</p>	<p>l oL Fke cPps ; g l e> l dks fd l kgl D; k gkrk gS o bl ds varxir fd l rjg ds dk; l vkrS gA</p> <p>os ; g Hkh tku l dks fd पशु-पक्षी भी हमारी तरह Hkkouk; j j [krs gA muea Hkh l osruk gkrh gS A gekj s nokj k fd, x, ufrd dk; l s os Hkh nq[kh gkrS gA</p> <p>i kFfed fpdfRl k ds ckj s ea जान सकेंगे व औषधीय पौधों के egRo dks l e> l dksA x. kr= fnol ds fnu , l s l kgfl d cPka dks l Eeku fn; k tkrk gS] bl rF; l s voxr gks l dksA</p> <p>0; kdj .k ds varxir os l oLue o ml ds rhu i xdkj ka l s HkyHkkfr i fj fpr gks l dksA</p>
	<p>i kB & ek; dh ccl h</p> <p>0; kdj .k & mi l x] vi fBr पद्यांश</p>	<p><u>विशिष्ट उद्देश्य :-</u></p> <ul style="list-style-type: none"> • fgUnh dh fo/kvka ea l s , d fo/kk & in; l s i fjpr djuk • dfork dks i <+dj ml ea fufgr Hkko dks l e>us grq i fj r djuk • 0; kdj .k ds varxir c]v]vu] l q vkfn mi l xka dh tkudkj h nsukA • lkeh{kkRed i sh के आधार पर उनकी चिन्तन शक्ति का विकास करना • पाठ में आए नवीन शब्द अदृश्य, अजूबा, बेहतर, बेबसी, निहारती आदि शब्दों के vfk l s i fjpr djuk • मुहावरों के प्रयोग से भाषा का सौन्दर्य बढ़ाना । समझ (इस पाठ में छात्रों को मुहावरे नहीं दिए गए, गतिविधियों में भी मुहावरों की इतनी आवश्यकता नहीं थी अतः यह उद्देश्य पाठ से हटा लिया गया) • अपठित पद्यांश का वाचन कर उसमें निहित अर्थ dks l e>us grq i fj r djuk 	<p>कौशल –</p> <p>Jo. k]okpu ufrd eM; okRl Y; i ae] l gkuHkr</p>	<p>vH; kl i fLrdk --</p>	<p>वाचन कौशल</p> <p>1-अपठित पद्यांश श्रवण कौशल</p> <p>1-dfork l ukuk</p> <p>लेखन कौशल</p> <p>1-प्रश्नावली (माँ व बच्चे से संबंधित)</p> <p>2-xhfVx dkMz cukdj ml i j ek; ds ckj s ea vi us fopk fy[kuk</p> <p>3- ek; l s l af/kr dfork fy[kuk</p> <p>4-tks cky ugha i krs gA og vi us eu ea D; k&D; k l kprs gksA</p> <p>बोलना कौशल</p> <p>1- ek; l s l af/kr dfork l ukuk</p>	<p>Xkrfof/k 0; k[; ku</p>		<p>vH; kl i =] xfrfof/k & dfork l ukuk</p>	<p>1-cPps ; g l e> l dks fd ek; dk LFku l oki fj gkrk gA</p> <p>2-os tku l dks fd ; fn ge शारीरिक रूप से अक्षम हैं तो geafdu&fdu rdyhQka dk l keuk djuk i M+l drk gA</p> <p>3-os dfork dk vfk l e> l dks A os tku i k, xs fd ; fn ge dfork dks ckj & ckj i <rs gA rks ml ea fufgr Hkkokfkz dks c [kch l e> l drs gA</p> <p>4-lj fpr dfork djus ea l (ke gks l dksA</p> <p>5 0; kdj .k ds varxir mi l xl dks tku l dks A</p> <p>6-समीक्षात्मक प्रश्न के अंतर्गत vi uh fpru {kerk dks fodfl r dj l dksA</p> <p>7-l ehko dk xqk fodfl r dj l dks A</p>

		<p>व्यवहारिक उद्देश्य :-</p> <ul style="list-style-type: none"> शारीरिक रूप से अक्षम बच्चों की तकलीफें ... मूक व बधिर अपनी बातें सांकेतिक भाषा 							
MATHS	Multiplication and Division (continued) Factors and Multiples	<p>Special Objectives: Students will be able</p> <ul style="list-style-type: none"> To differentiate between factors and multiples. To list all the factors of a number. To find out common factors between two numbers. To list the multiples of a given number. To find out the common multiples of Two or more no.s To recall and apply the divisibility rules. To recognise co-prime numbers . To find HCF by prime factorization and LCM by prime factorization and long division method. Divisibility of 4, 8 and 11 is added Multiples of 2 digit number and Factors of 3 digit number only. <p>Behavioral Objectives Students will be</p> <ul style="list-style-type: none"> to create number patterns using factors, multiples and divisibility rules. learn to share through equal division. relate the concept of factors and multiples, hcf and lcm with real life situations(seating arrangement, using money, calculating time ..etc) 	<p>Understan - ding, analysis , application Logical, Reasoning Estimation</p>	<p>Books, Workbook and Digital content</p> <p>like:</p> <hr/>	<ol style="list-style-type: none"> multiples and factors crossword Number grid to find the LCM Multiples Tambola Colour the tree activity based on Factors 			<p>Worksheet</p>	<p>students will</p> <ul style="list-style-type: none"> differentiate between factors and multiples. list all the factors of a number. find out common factors between two numbers. To list the multiples of a given number. find out the common multiples of Two or more no.s recall and apply the divisibility rules. recognise co-prime numbers . find HCF by prime factorization and LCM by prime factorization and long division method. find Multiples of 2 digit number and Factors of 3 digit number only. <p>Behavioral Outcomes Students will</p> <ul style="list-style-type: none"> create number patterns using factors, multiples and divisibility rules. learn to share through equal division. relate the concept of factors and multiples, HCF and LCM with real life situations(seating arrangement, using money, calculating time ..etc)

<p>SCIENCE</p>	<p>Chapter-4 Nervous system (Activity based)</p>	<p>I- Specific objectives The students will be able to</p> <p>Knowledge Know about the nervous system and its parts Know the types of nervous system like CNS and PNS Know neuron and types as motor, sensory and mixed To know about the diseases caused due to the imbalance in the functioning of the nervous system and physically challenged people. Learn ways to take care of their sense organs- eyes, ears, nose, tongue and skin.</p> <p>Understanding Understand the importance/ function of nervous system in our body. Understand the different functions of parts of brain- cerebrum, cerebellum & medulla. Know about the function of left and right side of the brain.</p> <p>Understand the structure of neuron Understand reflex action. Understand working of the sensory nerves connecting eyes, ears, nose and tongue.</p> <p>Application:</p> <ul style="list-style-type: none"> Realize the harmful effects of mobile phones. Understand about how to deal with stress. <p>Analysis</p> <ul style="list-style-type: none"> Understand about the more wrinkles in the brain determines the intelligence of the brain. <p>II - Behavioral Objectives</p> <ul style="list-style-type: none"> Realize the need of spontaneity in work and actions in their life. Sensitizing them towards the 	<p>Research skills, observational, creativity, logical reasoning</p>	<p>.Video: on Nervous _____</p> <p>2.Video on brain and its parts _____</p> <p>3.Video on spinal cord _____</p> <p>4. Video Types of nerves _____</p> <p>5.Reflex actions Video link _____</p> <p>6.Structure of Neuron _____</p> <p>7.Harmful effects of mobile</p>	<p>Warm up Activity- 1 confusing game- slides will be shown to them Students have to say the color in which the word has been written and do not read the word.</p> <p>Activity-2 Functions of cerebrum, cerebellum and medulla</p> <p>CEREBRUM- 1. Students will be given a Math problem, if they will be able to solve it quickly then their cerebrum is working properly. It controls our intellectual activities and problem solving activities. 2. Students will pinch their self as hard as possible and some questions will be asked Did you hurt? Did you sense any pain? It means your cerebrum contributes to senses. 3. Students will be given one statement, they have to listen the statement, memorize it well and repeat it later. jack will cycle to the market and bring tomatoes for his mother. Show this statement for 30 sec and tell them to repeat it. It shows your memory is very good.</p> <p>CEREBELLUM- Students will stand on one leg for 2 min. and balance themselves.</p> <p>MEDULLA- Students have to make different faces with different emotions like angry, sad, happy etc. and will paste in the notebook.</p> <p>Activity-3 SEARCH TASK Students will find out the diseases caused by imbalance of the nervous system and note down in their notebook.</p>	<p>NA</p>	<p>NA</p>	<p>.Worksheet 2.Assessment activity- To make model of Brain using coloured clay. Labelling its parts and write their respective functions.</p>	<p>The students will-</p> <ol style="list-style-type: none"> Know about central & peripheral nervous system and their functions. Understand the different functions of parts of brain- cerebrum, cerebellum & medulla. learn importance of reflex action in our daily lives . Understand the working of sensory nerves connecting eyes, ears, nose and tongue. Differentiate between motor, sensory and mixed nerves. Know about the ways by which they can take care of their sense organs- eyes, ears, nose, tongue and skin. Anayse wrinkles in the brain and its relation with the intelligence . Realize the importance of various sense organs in our body. Sensitizing them towards the importance of sense organs as they can feel their surroundings, environment, beauty, world etc due to them
-----------------------	---	--	--	---	--	------------------	------------------	--	--

		<p>The students will be able to :</p> <ul style="list-style-type: none"> • Appreciate nature and its beauty • Develop attraction towards places of natural beauty • Develop curiosity towards the geographical facts of oceans and continents • Correlate the continuous changes going on the Earth with the Human activities which affects the environment and cause major changes in the Earth. • Construct his own little ways to care about land and water • Develop awareness in people towards caring for aquatic life by not polluting oceans. 			<p>Activity 2 Scrap book Activity</p> <p>Activity 3 Quiz</p>			<ul style="list-style-type: none"> • Importance of Land • Features of each oceans • Importance of oceans • Difference between Ocean and Sea • Various types of landforms and water bodies will be explained such as bay, peninsula, isthmus, lakes, streams, etc.
Computer	Browsing Internet	<p><u>LEARNING OBJECTIVES:</u></p> <p>The students will be able to –</p> <ul style="list-style-type: none"> • understand the basic concepts and terminology used in the internet (browser, chatting, email, homepage, search engines, URL, webpage, website) • learn the use of internet services – search, email, chat. • to search information, images and videos on the internet through different search engines. • understand the use and advantages of e-mail. • send and receive e-mails through their Email ids. • understand the need and how to do chatting with others. • Understand about - Virus, malware, trojan, spyware • understand how to download and upload the videos • understand about netiquettes (set of rules for acceptable online behaviour) <p><u>BEHAVIOURAL OBJECTIVES:</u></p> <ul style="list-style-type: none"> • To realize them the power of technology and efforts of technicians and engineers to connect the whole world on single click. • To make children aware how we can use internet in different parts of our life 	<p>Skills : understanding, application</p> <p>Values : awareness, orderliness, logical thinking</p>	text book, projector and computer	<p>* working on internet and its related terms (web browsers, creating E-mail account, sign in/sign out, searching on the internet, sending/ receiving mails, attaching files) will be explained through demonstration.</p> <p>Activity-</p> <ol style="list-style-type: none"> 1. Role play–This activity will be conducted in group, children will introduce themselves with different internet terminologies (browser, search engine, website, types of network.) 2. Search for some information and the image of your role model on the internet and save information in any file on the computer. 3. Send an e-mail to your friends telling them about the importance of trees in their life and encourage them for more tree plantation. 4. Decide a date and time with some of your friends before weekend for chatting and share how you spent your holidays. 5. Class discussion - Why do the president and vice president's e-mail addresses end in ".gov"? What are some other e-mail address endings you have noticed? 	To sensitize children about the importance of trees and in place of using paper they can make their work easy by using internet.	Worksheet & Practical test	<p>The students will develop the ability to:</p> <ul style="list-style-type: none"> -understand the need of connecting to other computers. -understand the main steps to search information and images on the internet. -understand the main use and advantages of e-mail. -send and receive e-mails on the internet. -understand the need and main steps of chatting. -do chatting with others. -understand the safe use of Internet.

		<p>like business, ATM, banking, communication, entertainment, education, research etc. and how they can use internet for their use.</p> <ul style="list-style-type: none"> • To make them aware about the important websites weather, transportation, maps, village mall, libraries, museums, and townspeople using the Internet. • To make them aware about the safe use of internet (not to get attracted towards freeware, not to get indulged in activities where there are possibilities of Cyber Bullying). • To make them aware about the ways to get connected with their friends and family. • To make them aware about the GPS system so that they can protect themselves and spread awareness amongst the people around them. • To protect their device from - Virus, malware, Trojan, spyware 			6. To sensitize children about the importance of trees and in place of using paper they can do their work easily by using internet.				
--	--	--	--	--	---	--	--	--	--

MONTH: OCTOBER

Subject	Topic	Learning/behavioral Objectives	Skills/ Values	Resources / Teaching Aids	Activities/Process	UN sustainable goal if targeted	Special Talk/ Parents' Involvement/ Field trip	Assessment	Learning outcome
English	<p>L-10</p> <p>OnThe Yellow Brick Road</p> <p>Grammar</p> <p>Subject /Predicate</p> <p>Simple Present Tense</p> <p>Simple Past Tense</p> <p>Vocabulary</p> <p>Phrasal verb</p> <p>Writing Skills</p> <p>Informal Letter Writing</p>	<p>Specific Objectives : This lesson will enable students to :</p> <ul style="list-style-type: none"> • develop their oratory skills through dramatisation.(AP) • understand the vice and virtues of the characters and deliver the dialogues with proper expression and voice modulation..(C/AP) • amplify their confidence by dramatising in front of the audience.(AP) • understand the setting of the scene and proper use of the props.(C) • display expressions to convey appropriate emotion and meanings (AP) • employ the body language and facial expressions to embody the character(AP) • enrich the vocabulary of the students with the words related to drama(scene, playwright, props, etc.).(K) • appreciate the use of fantasy reflected in the story. (An) • pick out the different parts of the story that reflect humour as well as irony.(K/C) • differentiate among the different genres of stories(fiction, action, mystery, horror, etc.)(C/An) <p>Behavioral Objectives : This lesson will enable students to:</p> <ul style="list-style-type: none"> • help others in their times of need. • go get their heart's desires but also be prepared for the hurdles coming their way • learn that it helps to have reliable friends to support your quest. • understand that we already have it in us that we are seeking outside • understand that the grass is not always greener on the other side. • face their fears bravely • learn that believing in ourselves leads to achieve what we're looking for • believe that focusing on the bumps and burdens closes us off to see what's good in the world • value their own qualities and understand that innate qualities and potentials are god's gift and no one can give/gift us these qualities.(Ev) • understand that we can always develop our qualities with time.(C) 	<p>Reading</p> <p>Speaking</p> <p>Writing</p> <p>Listening</p>	<p>Movie Show – The Wizard of Oz -</p> <p>.</p>	<ul style="list-style-type: none"> • Movie Show – The Wizard of Oz The students will be shown The Wizard of Oz to understand the story well and to see what happens later. • Dramatisation of “The Yellow Brick Road” The students will be given the different roles and further they will be guided by the teacher while practicing for enactment. The students will be presenting the same in front of a formal audience and will be assessed on their performance. • Peer Assessment The students will speak about the character they liked and which one they did not like. • Listening to a play and then identify the tone of the speakers and reflect on their mood. Informal Letter Writing 			<ul style="list-style-type: none"> • Dramatisation of ‘On the Yellow Brick Road’ • Worksheet based on grammar topics 	<p>The students will:</p> <ul style="list-style-type: none"> • strengthen their oratory skills through enactment. • deliver the dialogues with proper expression to bring out the soul of the character. • boost up their confidence level. • use the props to bring out the desired effect. • use their body movements and facial expressions to convey appropriate emotion and meaning. • enrich the vocabulary of the students with the words related to drama(scene, playwright, props, etc.). • appreciate the use of fantasy reflected in the story. • list out the different parts of the story that reflect humour as well as irony. • differentiate among the different genres of stories(fiction, action, mystery, horror, etc.) • understand the value of helping others in their times of need. • understand how helping someone pays back. • value their own qualities and potentials and try to work upon their weak areas • learn to write informal letter in a defined format.

		<p>taking preventive measures.</p> <ul style="list-style-type: none"> • Can choose healthy food items instead of junk food . • Maintain hygiene in their day to day life. • Can calculate BMI and maintain their weight. <p>Analysis:</p> <ul style="list-style-type: none"> • Can make self analysis of their eating habits on the basis of BMI. <p>ii Behavioral objectives-</p> <ul style="list-style-type: none"> • Develop awareness about healthy eating habits. • Eat consciously. • Sensitized for taking required quantity of food and not wasting. • Aware others for hygiene and eating healthy food. • Aware others in the family to consume less calories. • Can apply preventive measures in life to protect themselves from communicable diseases specially in current context like Corona. 		<p>communicable diseases-</p> <hr/> <p>-</p> <hr/> <p>-</p> <hr/> <p>corona virus</p> <hr/> <p>How to protect from corona virus</p> <hr/> <p>VsFagc; Pandemic</p>	<p>Tips about healthy eating habits.</p> <p>Activity-8 A resource will be shared about healthy, balanced diet with the students.</p> <p>Activity-9 Calculation of BMI-(Body mass Index)</p> <p>Activity-10 -</p> <p>A video on deficiency diseases</p> <p>Activity-11 Video on preventive measures for communicable diseases.</p> <p>Activity-12 Video on epidemic, endemic and pandemic</p> <p>Activity-13 Video on corona virus(Pandemic in world 2020)</p> <p>Activity-14 (Reinforcement) Healthy Snack day</p>				
Social	L-5 Soils of India	<p><u>LEARNING OBJECTIVES:</u></p> <p>Students will learn</p> <ol style="list-style-type: none"> 1.About what soil is and pedology (study of soil). U 2.Understand that soil is a natural resource .U 3.Types of soil found in India.K 4.Understand the features/qualities of different types of soil. U 5.Understand that all kinds of crops cannot be grown in all types of soil.U 6.Read the map & identify the areas of the diff. types of soil found in the country. AN 7.Understand fertility of soil and its importance.U 8.Ways to maintain and enhance the fertility of soil and enrich moisture retention in soil.AP 9. Understanding Humus as remains of dead plants and animals 	Observation, Critical thinking, creativity, analysis, communication	Videos	<hr/> <hr/> <p>Activity 2 Map work</p>	Nil	Nil	Worksheet	<p>The students will know:</p> <ol style="list-style-type: none"> 1. Soil as a resource 2. Types of soil at different places in India 3. Crops grown in different types of soil 4. Fertility and it's importance 5. Ways to enhance fertility (Terrace Farming, Crop Rotation, Shifting Agriculture) 6. Soil Erosion and Deforestation as it's major reason 7. Soil conservation and Afforestation & Reforestation as it's best way 8. Importance of soil in managing ecological

	<p>which make soil very fertile.U 10. Understanding Terrace Farming as forming steps on hills for farming.U 11. Understanding Crop Rotation as process of growing different crops in each season in the same area of land. U 12. Understanding Shifting Agriculture as area cleared of vegetation & cultivated for few years and then abandoned for a new area until it gains back its fertility naturally.U 13.Ways to conserve soil. U AP 14. Understanding leaching as seeping of water deep inside and leaving salt in the soil. U 15.Understanding Soil erosion as washing away the top layer of soil.U 16.Understanding deforestation as cutting hundreds of trees in a forest. 17.Understanding afforestation as growing of hundreds of trees.U 18.Understanding reforestation as replanting an area with trees.U 19.Uses of natural manure.AP 20.Measures taken to protect plants and crops AP 21.To comprehend the term ecological balance.U 22.Visualize the consequences of ecological imbalance.AN</p> <p><u>BEHAVIOURAL OBJECTIVE</u> The students will: 1.Recognize soil as house of various organisms. K 2.Care more about the environment 3.Get aware to grow more plants/trees and sensitize other children .AP 4.Become aware of the ill effects of</p>							balance.
--	--	--	--	--	--	--	--	----------


		<p>deforestation and sensitize people</p> <p>5. Understand how a farmer works hard to grow crops. U</p> <p>6. Understand the journey of food from farms to plate. AN</p> <p>7. Will be able to relate the strong anchoring of the plant in stiff soil compared to loose soil with the family as if family grows and lives together when we have strong bonding. If the bond is loose then there will be no love and family will break similarly if the soil is loose, plant will not grow. AN</p>						
computer	MS-PowerPoint	<p>Learning Objectives:</p> <p>The students will be able to-</p> <ul style="list-style-type: none"> • Learn basics of presentation and different presentation software available eg. Keynote, Power Point, Impress. • Create presentation using templates and wizard. • Learn adding the text, inserting images and videos etc. • Learn how to make their presentation effectively by applying transition and animation. • Explore various views available in Power Point and how to see the presentation in different views. <p>Behavioural Objectives:</p> <p>To develop presentation skills.</p> <ul style="list-style-type: none"> • To make them understand how to present their ideas and views in a presentable manner. • To make them aware that presentation software is an effective tool to spread awareness towards any social cause/ nature etc. 	<p>Skills :</p> <p>understanding, application, observation</p> <p>Values :</p> <p>Creative thinking, designing, imagination</p>	text book, projector and computer	<p>* demonstration & practice of inserting, deleting, copying and moving a slide, Inserting clip art, word art, shapes in slide, slide master, custom layout , slide outline, working with different views of MS Power Point, color scheme, fill effects, animation and transition, will be given.</p> <p>Activity-</p> <p>*Children will be asked to make the presentation on "Electronic gadgets" in the group of 3 children and these presentations will be shown to all the classes through projector, to make children aware about the different electronic devices available in the market.</p> <p>OR</p> <p>Children will be asked to design a presentation on the topic " My Holiday trip" with real photographs taken during the trip with some relevant information.</p>		Practical test	<p>The students will develop the ability to-</p> <ul style="list-style-type: none"> -To work in MS-Power Point. -Create and give presentation effectively. -Explore various layouts and views available in Power Point.

MONTH: NOVEMBER


Subject	Topic	Learning/behavioral Objectives	Skills/ Values	Resources/ Teaching Aids	Activities/Process	UN sustainable goal if targeted	Special Talk/ Parents' Involvement/ Field trip	Assessment	Learning outcome
ENGLISH	<p>L-5 The Case of Natty Nat</p> <p>Grammar</p> <p>Present Continuous and Past Continuous Tense</p> <p>Vocabulary</p> <p>Idioms</p> <p>Writing Skill</p> <p>Formal Letter Writing</p>	<p>Specific Objectives:</p> <p>This lesson will enable the students to:</p> <ul style="list-style-type: none"> gain proficiency in reading and develop comprehension.(C) increase their word power with vocabulary related to detective world and enhance their vocabulary [K] appreciate the different genres and understand the genre of mystery through the story [C] apply critical and logical thinking to solve puzzles[Ap] become critical thinkers(Ev) enhance their speaking skills through various speaking activities[An+Ap] become active listeners and interpret the listening text well.[Ap] <p>Behavioral Objectives:</p> <p>This lesson will enable the students to:</p> <ul style="list-style-type: none"> develop value of helping others(K) imbibe the virtues of honesty and truthfulness(K) develop responsible behavior and learn to respond rather than react.(Ap) value the virtues humility and modesty and realize their importance(K) develop analytical skills(Ev) understand how observational skills can help in learning things and getting to the underlying facts. (An/Ev) appreciate the importance of relationship between father and child in a family(An/Ev) 	<p>Reading</p> <p>Writing</p> <p>Speaking</p> <p>Listening</p>	<p>Episode from TinTin series</p> <p>_____</p> <p>_____</p> <p>Investigative journalists:</p> <p>_____</p> <p>_____</p> <p>_____</p> <p>_____</p>	<p>Warm up Activity:</p> <p>Activity 1: Mind mapping / Word web The discussion would be followed by the warm up exercise given in the lesson.</p> <p>Activity 2: Decoding the message The students would be guided to decode the secret message given in the warm up exercise and they would be asked to prepare a coded message for their friends using their own method.</p> <p>Reading Skill:</p> <p>Activity 1:- Dictionary navigation (individual activity)</p> <p>Students will refer to a dictionary to find out the meaning of words and phrases associated with mystery and detective stories. They will use the words to fill in the blanks of the passage given in the book exercise.</p> <p>Activity 2:- Loud reading</p> <p>Students would be asked to read the chapter aloud in turns which will be explained by the teacher in detail along with the meaning of new words.</p> <p>Speaking Skill:</p> <p>Activity 1:- Investigative journalists</p> <p>Students will be given a mysterious situation and would be asked to solve the case. They will be provided time for brainstorming among their group and reach the conclusion. The students will then explain the case in the class with the logic and reason they used to solve it.</p> <p>Writing Skill Activity</p> <p>Formal Letter Writing: Students will be asked to write leave application/ change of CCA activity/ lost library book on the basis of prescribed format.</p> <p>Listening Skill</p> <p>Activity 1:- Crossword puzzle</p> <p>Students will solve the crossword puzzle on the basis of the clues read out by the teacher in the class.</p>			<ul style="list-style-type: none"> Loud Reading Informal Letter Writing 	<p>Students will -</p> <ul style="list-style-type: none"> identify and use the words related to mystery. speak with proper voice modulation and body gesture. frame questions appropriately appreciate the importance of observational skill think logically and rationally. understand and appreciate father - child relation and value it understand the importance of responding logically rather than reacting impulsively or jumping to a conclusion develop helping nature and support people around them. understand the significance of moral values such as truthfulness, loyalty and modesty

<p>HINDI</p>	<p>i kB & Lokesh dh nknh 0; kdj .k & अपठित गद्यांश</p>	<p>विशिष्ट उद्देश्य</p> <ul style="list-style-type: none"> स्पष्ट उच्चारण, नए शब्दों का प्रयोग, शब्दकोश क्रिया शब्दों से परिचित कराना। ज्ञान शुद्ध वर्तनी, दवित्व व्यंजन एवं संवाद लिखना (Hkk"kk i .okg½) <p>व्यवहारिक उद्देश्य</p> <ul style="list-style-type: none"> ikfjokfjd fe=rk] l gj {kk , oa l; kj dk HkkoA vki l h l keatL; uerk dk ifjp; vYi Hkk"kh gkuk A vuHko ckVuk A l Urq"V dk Hkko tkxr djuk cptxkz ds l kFk l e; 0; rhr djus dh i gj .kkA+ 	<p>कौशल – लेखन</p>	<p>ikBokpu ds i .okg½ Nk=k dks vkj ds v.; j dh dkgfu; k ij vk/kkfj r ekyxMh Mst /kkj kokfgd ds nekjk dN dgkuh fn [kkbz tk, xhA</p>	<p>1. दादी या नानी से पूछकर उनके बचपन का किस्सा सुनाना</p> <p>2. मालगुडी डेज के वीडियो दिखाना</p>	<p>0; k[; ku xfrof/k प्रश्न-उत्तर</p>		<p>MH; kl i =</p>	<p>, d&nll js dks l e>us dh Hkkouk ifjyf{kr gpA पारिवारिक मित्रता का भाव प्रदर्शित gqvk संतुष्टि का भाव प्रदर्शित हुआ। शुद्ध वर्तनी का ज्ञान हुआ। cptxkz ds l kFk l e; 0; rhr djus dh bPNk tkxr gpA l keatL; dh Hkkouk dk fodkl gqvkA स्पष्ट उच्चारण, नए शब्दों का प्रयोग में निपुणता आई। शब्दाकोश विकसित gqvkA क्रिया शब्द, संवाद बोलना-लिखना (Hkk"kk i .okg½ fodfl r gqvkA</p>
<p>HINDI</p>	<p>i kB & , d fnu की बादशाहत 0; kdj .k & l .okn ys[ku</p>	<ul style="list-style-type: none"> विशिष्ट उद्देश्य :- उर्दू शब्दों का i .okg½; kl ukVd fo/kk l s ifjp; &M .okn fy[kuk o cksyuk] vfHku;] dgkuh ys[ku½ iczk/ku fui qkrk jpukRed ys[ku व्यवहारिक उद्देश्य :- l eig Hkkouk & ikfjokfjd l keatL; rk LFkfi r djus grq ifj r djuk& nll jka dh Hkkoukvs dks l e>uk& M ekuHkfr½ कल्पनाशीलता- cPpk o cMks ds e/; eS-hi .kz l .okn LFkfi r djuk& cPpk o cMks ds e/; oPpkfjd njh feVkus dk i z kl & 	<p>xfrof/k कौशल vfHk0; fDr %ek\$ [kd fyf[kr½ uFrd eM; & l keatL; rk</p>	<p>MH; kl i fLrdk</p>	<p>1. आपको कौन-कौन से कार्यों के लिए रोका जाता है? क्या आप जानते हैं क्यों? (चर्चा)</p> <p>2. एक दिन की बादशाहत पाठ समझने हेतु वीडियो दिखाया जाएगा।</p> <p>3. नाटक बनाना व प्रस्तुत करना।</p> <p>4. रचनात्मक लेखन - मैं घर का मुखिया होता..... या मैं विद्यालय का प्राचार्य होता.....</p> <p>2. संवाद लेखन (शिक्षक व छात्र के मध्य) इस तरह की गतिविधि से वे वार्तालाप करने के तरीकों को le>saxs। संवाद लेखन मज़बूत होगा।</p>	<p>xfrof/k</p>		<p>ukVd i .Lrfr</p>	<p>nll jka dh Hkkoukvs dks l e>k& cPpk o cMks ds e/; eS-hi .kz l .okn LFkfi r gq & nll jka dh Hkkoukvs dks l e>k& iczk/ku fui qkrk fodfl r gp& ukVd fo/kk l s ifjpr gq & l .okn cksyus ds rjhdk dks tkuk& jpukRed ys[ku grq i kkl kgr gq & कल्पनाशीलता बढ़ी- l eig Hkkouk o vki l h rkyesy LFkfi r djus eS l {ke gq &</p>
<p>MATHS</p>	<p>Decimals</p>	<p>Specific Objectives:</p> <p>Students will learn</p> <ul style="list-style-type: none"> to relate decimal in daily life to read and write a fractional number in terms of decimals to understand the place value of tenths, hundredths, thousandths to read and write decimals converting decimals into fractions and vice versa to compare the decimal numbers to compare the whole number first and if they are equal then the decimal part to computes addition of decimals 	<p>Understan - ing, analysis pplication</p> <p>ogical, easoning</p> <p>stimation</p>	<p>Books, Workbook and Digital content like:</p> <hr/>	<ol style="list-style-type: none"> Decimal world Decimals and fractions Trading places Out to lunch What is my area 			<p>Worksheets And Express the decimals to fractions and vice versa Activity</p>	<p>Students will</p> <ul style="list-style-type: none"> relate decimal in daily life read and write a fractional number in terms of decimals understand the place value of tenths, hundredths, thousandths read and write decimals converting decimals into fractions and vice versa compare the decimal numbers compare the whole number first and if they are equal then the decimal part computes addition of decimals

		<ul style="list-style-type: none"> to compute subtraction of decimals <p>Behavioral Objectives:</p> <ul style="list-style-type: none"> Small things also makes huge difference so one should never ignore small things. In a race or marathon athlete loses his/her position because of a minute difference of decimal in timing- Time Management While prescribing medicines doctors write the amount also like 6.25 mg, 3.25 ml which is in decimals , that shows that small difference also matters a lot – Medication. In cricket matches run rate is taken into consideration which helps the cricketers to achieve the target. Hence in achieving the goals. Students fail to get a seat in the competitive exams by a minute difference of decimal in their score. 						<ul style="list-style-type: none"> compute subtraction of decimals <p>Behavioral Outcomes:</p> <p>Students will</p> <ul style="list-style-type: none"> Small things also makes huge difference so one should never ignore small things. In a race or marathon athlete loses his/her position because of a minute difference of decimal in timing- Time Management While prescribing medicines doctors write the amount also like 6.25 mg, 3.25 ml which is in decimals , that shows that small difference also matters a lot – Medication. In cricket matches run rate is taken into consideration which helps the cricketers to achieve the target. Hence in achieving the goals. Students fail to get a seat in the competitive exams by a minute difference of decimal in their score. 	
SCIENCE	CHAPTER 7 ROCKS AND MINERALS (Activity based)	<p>I - Specific Objectives</p> <p>The students will able to</p> <p>Knowledge</p> <ul style="list-style-type: none"> know what is a rock, its structure, its formation, its existence know the properties of rocks Know the different terms like quarries, mining, metallurgy, ores Know about ' THE GREEN FUEL ' Know about the stone carvings. Know about the Petroleum conservation research association (PCRA) <p>Understanding</p>	Observation al, analysis, analytical thinking, reasoning	<p>Video on different types of rocks</p> <hr/> <p>Rocks in our daily life</p> <hr/> <p>video on rock cycle-</p> <hr/> <p>Uses of minerals –</p>	<p>Activity-1, Warm up activity</p> <p>Some probing questions will be asked from the students to check their learning about rocks</p> <p>Activity-2,</p> <p>Assignment task- Students will make a list on rocks that are used in our daily life with its uses.</p> <p>Activity-3,</p> <p>ROCK TYPE POCKETS</p> <p>Students will make the Rock type</p>	NA	NA	Worksheet Assessment activity Students will be asked to make the rock cycle pyramid foldable.	<p>Students will be</p> <ul style="list-style-type: none"> Aware about the identification of rocks They can recognize the types of rocks They get familiar uses of rocks in our daily life They can differentiate amongst rocks according to its properties They have an understanding on rock cycle They know the term minerals and its uses in our daily life

		<ul style="list-style-type: none"> Understand the kinds of rocks – Igneous , Sedimentary and Metamorphic rocks Acquaint with the uses of different types of rocks know the process of rock cycle, formation of rocks through it understand what are minerals, its extraction learn the different types of minerals – Metallic and Non – Metallic minerals, its uses in our life Understand about the uses of rocks in our daily life <p>Application</p> <ul style="list-style-type: none"> Is aware about types of minerals used in our daily today life Is aware about to conserve fossil fuels <p>II - Behavioral Objectives Students will be able to-</p> <ul style="list-style-type: none"> realize that rocks are an important part of our daily life sensitized about the conservation of fuels. 		<p>Mineral and ores - pockets and paste it in their notebook.</p> <hr/> <p>Story of a coal - </p> <hr/> <p>How petroleum was formed -</p> <hr/> <p>Minerals in our daily life-</p> <hr/> <p>Resource to be shared with students for group task</p> <hr/> <p>als-your-house Conservations of fuels</p> <hr/> <p>Petroleum conservation research association</p> <hr/>	<p>Activity -4 Rock cycle with star burst candies - Rock cycle will be explained to the Students by doing an experiment with the help of candies. This experiment will be done class.</p> <p>Activity-5 Assignment task- Students will paste the 5 monuments of India and write about the name of the rocks of which these monuments are made up of?</p> <p>Activity-6 Group task Students will be divided in the groups and to be given following task-</p> <p>List the mineral and paste the pictures that are present in your body, kitchen, bathroom, living room , bed room used in construction, computer, mobile phones, vehicles etc</p>				<ul style="list-style-type: none"> Awareness on the types of minerals Awareness on the conservation of fuels
SOCIAL STUDIES	L-6 Mineral Resources of India L-7 Water Resources in	L-6 Mineral Resources of India Learning Objectives: The student will be able to <ul style="list-style-type: none"> Realize minerals as a resource. U Know about types of minerals- metallic and nonmetallic K 	Research Knowledge Observation Analysis	Videos				Map Work	The student <ul style="list-style-type: none"> Realize minerals as a resource. Know about types of minerals- metallic and nonmetallic Define metallic and non-metallic minerals with examples

	<p>India</p>	<ul style="list-style-type: none"> Define metallic and non-metallic minerals with examples K Know the meaning of term mining and ores U Learn the different uses of minerals AP Know the places in India where they are found K Realize the importance of using minerals wisely AP Learn ways to conserve minerals K AP Know the alternative ways to conserve non-renewable resources U <p>Behavioral objectives: The student will</p> <ul style="list-style-type: none"> Try to replace the use of minerals and fossil fuels by alternative means AN Remember to avoid the practices which can waste minerals and fossil fuels.AP Create awareness for conserving minerals U L-7 Water Resources in India <p>Learning Objectives: The student will be able to</p> <ul style="list-style-type: none"> Realize water as a resource .U Know about sources of water- Natural and artificial K Define perennial and non-perennial rivers K Know the meaning of term irrigation U Analyses the different uses and effects of making dam AN Realize the importance of using water wisely U Learn new ways to conserve water AP <p>Behavioral objectives: The student will</p> <ul style="list-style-type: none"> Try to save water AP Remember to avoid the practices which can pollute water AP Create awareness for conserving rainwater AP 	<p>Research Knowledge Observation Analyses</p>		<p>Map Work Activity</p> <p>Activity3</p> <p>A list will be prepared by students of Metallic and Non Metallic Minerals.</p> <p>1.Videos on Rain water harvesting</p> <p>2.Map Work Activity</p> <p>3. Visit to water treatment plant of school</p>				<ul style="list-style-type: none"> Know the meaning of term mining and ores Understands the process of mining coal and petroleum. Understands the process of making steel. Learn the different uses of minerals Know the places in India where they are found Realize the importance of using minerals wisely Learn ways to conserve minerals Know the alternative ways to conserve non-renewable Worksheetresources Try to replace the use of minerals and fossil fuels by alternative means Remember to avoid the practices which can waste minerals and fossil fuels. Create awareness for conserving minerals <p>Learning Outcomes Of Water Resources The student</p> <ul style="list-style-type: none"> Realize water as a resource. Know about sources of water- Natural and artificial Can define perennial and non-perennial rivers Know the meaning of term irrigation Know the different uses of dam Analyse the effects of making dams on local people Realize the importance of using water wisely Learnt to conserve water Try to save water Remember to avoid the practices which can pollute water
--	--------------	---	--	--	--	--	--	--	--

COMPUTER	Artificial Intelligence	<p>LEARNING OBJECTIVES:</p> <p>To make children –</p> <ul style="list-style-type: none"> • understand the term AI • understand the different hardware parts used in AI • understand the difference between Robotics and AI • work with sensing input & its execution using scratch • apply condition in programming • aware of different applications of AI used to fight against the pandemic disease CORONA-COVID 19 <p>BEHAVIOURAL OBJECTIVES-</p> <ul style="list-style-type: none"> • aware of different applications of AI • aware of the use of AI in daily life • understand the use of AI in future • They will learn the importance of Step wise thinking • problem solving • apply reasoning to make decisions • To enhance their logical and analytical skills by making programs/ procedures. 	<p>Skills :</p> <p>understanding, application, observation, logical, data handling</p> <p>Values :</p> <p>creative thinking, designing, imagination, reasoning, logical thinking</p>	<p>text book, projector, AI LAB and computer</p>	<p>Introduction to AI:</p> <ul style="list-style-type: none"> - Examples - Siri, Alexa, Google Assistant, Smart city, Smart home, chat bot. Auto driven car, Sophia a humanoid robot etc. <p>Activity-</p> <ul style="list-style-type: none"> - (Applications of AI) - PPT on Artificial Intelligence - Hardware used in AI(Images will be shown) – Arduino, Raspberry pi, sensors (voice/clap/light), camera, mic, speakers, connectors etc. - Introduction of Robotics being a part of Artificial Intelligence - children will be introduced with different applications of AI(chat bot, AI camera, forecast, zafi robot and Karmi bot) used to fight against the pandemic disease CORONA-COVID 19  <p>Games of AI:</p> <ul style="list-style-type: none"> - Building blocks and board games in AI lab (Kit games) - Google chrome Dinosaur game <hr/> <ul style="list-style-type: none"> - Brainvita game (game of placing the marbles) - Color code logic game – 	<p>To make aware children the role of AI in achieving UN goals related to environmental and energy issues</p>	<p>Class activities</p>	<p>Child will be able to</p> <ul style="list-style-type: none"> -Identify and appreciate Artificial Intelligence and describe its applications in daily life. -apply conditions in program - apply reasoning to make decisions - work with sensing input
----------	-------------------------	---	--	--	--	---	-------------------------	--

MONTH: DECEMBER

Subject	Topic	Learning/behavioral Objectives	Skills/ Values	Resource s/ Teaching Aids	Activities/Process	UN sustainabl e goal if targeted	Special Talk/ Parents' Involvem e nt/ Field trip	Assessment	Learning outcome
ENGLISH	<p>L-7 Snake Trouble & Poem - The Crocodile's Toothache</p> <p>Gramma r Simple Future Tense</p> <p>Vocabulary</p> <p>Alliteration</p> <p>Writing Skill</p> <p>Diary Writing</p>	<p>Specific Objectives: This lesson will enable the students to:</p> <ul style="list-style-type: none"> develop overall linguistic skills through different activities.(K/C) enhance their vocabulary related to various exotic and common animals through warm up activity [K] enhance their reading skill and comprehension through silent reading and exercise. [C+Ap] develop their writing skill through story writing and creative writing activity. develop effectiveness in their speaking skills through interview and role play.[Ap] learn about rhyming words by identifying them while reading the poem crocodile"s toothache [C] enhance vocabulary and knowledge related to crocodile family.[K] <p>Behavioral Objectives: This lesson will enable the students to:</p> <ul style="list-style-type: none"> understand how different people react towards animals. understand the significance of acceptance in life. get sensitized about the importance of natural habitat for every creature. develop love and affection for different species of animals around them. understand the role and importance of various creatures in nature. understand importance of friendship and relation between human being and animals. 	<p>Reading</p> <p>Writing</p> <p>Speaking</p> <p>Listening</p>	<p>Videos of exotic pets to be shown</p> <p>-</p>	<p>Warm up Activity:</p> <p>Discussion on Pets - The lesson will start with a general discussion on pets. Students will be encouraged to share about their pets and their feeling about animals. Then they will be familiarized with different exotic animals and their features.</p> <p>Reading skill</p> <p>Silent Reading (to check comprehension) - Students will read the lesson silently in the class. Few questions related to the lesson would be asked to them in between and then at the end of the lesson they will attempt the book exercises(exe-1 and exe-2) related to the chapter. The answers will be discussed in the class and the students would check their work.</p> <p>Writing Skill</p> <p>Scrap Book Making</p> <p>Diary Writing</p> <p>Speaking Skill</p> <p>Poetry recitation (The Crocodile's toothache)</p> <p>Role-Play - The students will perform a role play on different animals around them used as a means of livelihood by people and the destruction of their habitat due to human intervention.</p> <p>Listening Skill</p> <p>Dictation of Sentences</p> <p>Activity On Author - Students will search and find more details about the author of the lesson- Ruskin Bond and prepare a Scrap book on the basis of their research.</p>			<ul style="list-style-type: none"> Recitation Diary Writing 	<p>Students will -</p> <ul style="list-style-type: none"> list the common and exotic animals. differentiate between common animals and exotic animals. comprehend the humour given in the text. critically think and justify their opinion. accept people with different behavior and opinions. understand the importance of animals around them. respect the relation between animals and nature. Identify rhyming words and rhyming scheme of the poetry. appreciate and enjoy the humor given in the poem.

<p>HINDI</p>	<p>i kB & pūkrh fgeky; dh 0; kdj .k & vi fBr गद्यांश,विराम fpgu o ml ds i xkj</p>	<p>विशिष्ट उद्देश्य :-</p> <ul style="list-style-type: none"> i kB dk okpu dj ml ds vfkZ ckyk l s voxr djuk A प्राकृतिक सौंदर्य से जुड़े शब्दों की जानकारी देना । j pukRedrk fodfl r djuk A vejukFk dh ; k=k ds ckjs ea tkudkj h nuak l kfgR; dh fo/kk ; k=k o. klu ds ckjs ea crkuk& वनस्पति-रहित, ग्लेशियर, धुँधलके, पेंग आदि शब्दों के अर्थों से परिचित कराना तथा इनका स्पष्ट उच्चारण djuk fl [kkukA अपठित गद्यांश में निहित अर्थ को समझाना शुद्ध लेखन i oir kj kg. k ea vkuokyh l eL; kvka l s voxr djukA ; k=k l s i nZ ; kstukcn/k rjhds l s dk; Z djuk fl [kkukA <p>व्यवहारिक उद्देश्य :-</p> <ul style="list-style-type: none"> ea[; i oir kj kfg; ka ds ckjs ea tkuukA t s s & cpanh i ky]v#f. kek]ruftax ukj as vkfnA i oir kj kg. k ea vkuokyh l eL; kvka l s voxr djuk ; k=k l s i nZ ; kstukc) rjhds l s dk; Z djuk fl [kkukA 	<p>कौशल –</p> <p><u>Okkpu] ys[ku</u></p>	<p>vH; kl i fLrdk</p> <p>vejukFk dh ; k=k o fofHklu i gkMks dk oHfM; ks</p>	<p>1-; k=k ij tkus l s i nZ vki ds nekjk dh tkus okyh r s kjh foLrkj l s fyf[k, A</p> <p>2-vki vi uh fdl h ; k=k dk o. klu dhft, A %fyf[kr vfhk0; fDr½</p>	<p>0; k[; ku प्रश्न उत्तर</p>	<p>vH; kl i =</p>	<p>cPps i kB dk mfpr Loj vkj kg&vojkg ds l kfk okpu dj l dks A</p> <p>पाठ में आए कठिन शब्द जैसे वनस्पति-रहित, ग्लेशियर, धुँधलके, पेंग, पथरीली आदि शब्दों के अर्थों व स्पष्ट उच्चारण से अवगत हो l dksA</p> <p>i oir kj kg. k o i oir kj kg. k ea vkuokyh l eL; kvka l s i fjfpr gks l dksA ea[; i oir kj kfg; ka ds ckjs ea tku l dksA</p> <p>l kfgR; dh fo/kk ; k=k o. klu l e> l dks&</p> <p>; k=k l s i nZ ; kstukcn/k rjhds l s r s kjh djuk l h[k l dksA</p> <p>किया व किया विशेषण से परिचित gks l dksA</p> <p>vejukFk ; k=k ds ckjs ea tku l dks A</p>
<p>MATHS</p>	<p>Lines, Angles and Triangles,</p>	<p>Specific Objectives:</p> <p>Students will be able</p> <ul style="list-style-type: none"> To identify intersecting, perpendicular and parallel lines from their surroundings To draw figures using intersecting, perpendicular and parallel lines Identify angles around them to classify different types of angles such as acute, obtuse, right ,straight angles, zero angle and reflex angle to trace the angles through hands on activity to construct different types of angles such as acute, obtuse, right, and straight angles to measure different types of angles such as acute, obtuse, right, and straight angles to classify different types of triangles to understand properties of triangles according to their type to draw different types of triangles to understand the angle sum property of triangle 	<p>Understanding, analysis , application</p> <p>Logical, Reasoning</p> <p>Estimation</p>	<p>Books, Workbook and Digital content like:</p> <p>/</p> <p>-</p>	<ol style="list-style-type: none"> Class line up Cross world Yoga angles Angle turn Angle sum property vision trick Video on patterns and multiplication https://www.khanacademy.org/math/prealgebra/pre-algebra-arithmetic-properties/v/properties-and-patterns-for-multiplication https://www.khanacademy.org/math/prealgebra/pre-algebra-math-reasoning/prealgebra-number-patterns/v/math-patterns-example-2 <p>Questions based on logical thinking , growing patterns will be taken.</p>		<p>Worksheets And Angles from Straw creation activity</p>	<p>Students will</p> <ul style="list-style-type: none"> identify intersecting, perpendicular and parallel lines from their surroundings draw figures using intersecting, perpendicular and parallel lines Identify angles around them classify different types of angles such as acute, obtuse, right ,straight angles, zero angle and reflex angle trace the angles through hands on activity construct different types of angles such as acute, obtuse, right, and straight angles measure different types of angles such as acute, obtuse, right, and straight angles

	<p>Pattern and Symmetry</p>	<p><u>Behavioral objectives :</u></p> <ul style="list-style-type: none"> • Line, line segment is used in creating different shapes. • It is also used in construction of building, architecture, in arranging things etc. • While walking, writing we use the concept the angle. To avoid accidents while driving, the angle of the turn should be an acute angle. • To be fit and healthy and to avoid injuries while doing Yog , the aasans have their exact angles. <p><u>Special Objectives:</u></p> <p>Students will be able to</p> <ul style="list-style-type: none"> • Identify Number patterns <p><u>Behavioral Objectives :</u></p> <p>Students will be able to</p> <ul style="list-style-type: none"> • Understand that patterns provide a sense of order and sequencing. Patterns allow to think logically and enhance mental ability • correlates and postulates based on recurring patterns. 			<p>(Keeping IMO Pattern in mind)</p>			<p>Worksheets and Number pattern Activity Worksheet</p>	<ul style="list-style-type: none"> • classify different types of triangles • understand properties of triangles according to their type • draw different types of triangles • understand the angle sum property of triangle <p><u>Behavioral Outcomes :</u></p> <p>Students will</p> <ul style="list-style-type: none"> • line, line segment is used in creating different shapes. • it is also used in construction of building, architecture, in arranging things etc. • while walking, writing we use the concept the angle. To avoid accidents while driving, the angle of the turn should be an acute angle. • be fit and healthy and to avoid injuries while doing Yog , the aasans have their exact angles. <p>Students will</p> <p>Identify Number patterns</p> <p><u>Behavioral Outcomes :</u></p> <p>Studnets will</p> <ul style="list-style-type: none"> • Understand that patterns provide a sense of order and sequencing. Patterns
--	-----------------------------	---	--	--	--------------------------------------	--	--	---	--

		<ul style="list-style-type: none"> Identify that there are patterns in the dynamic behavior of family life, a traffic jam, or a game. organize things in a sequential manner develop logic and understand how things look good and organized when put in a sequential manner 						<ul style="list-style-type: none"> allow to think logically and enhance mental ability correlates and postulates based on recurring patterns. Identify that there are patterns in the dynamic behavior of family life, a traffic jam, or a game. organize things in a sequential manner develop logic and understand how things look good and organized when put in a sequential manner
SCIENCE	CHAPTER -8 SOIL	<p>I - Specific Objectives</p> <p>Knowledge Know what is soil erosion and its causes.</p> <p>Know soil conservation and related terminologies like desertification, barren land .</p> <p>Understanding Understand about the process of formation of soil and the term weathering</p> <p>Understand that soil is a natural resource.</p> <p>Understand various terms like deforestation, afforestation and reforestation.</p> <p>Understand about the soil fertility.</p> <p>Application Realize the importance of soil for living things.</p> <p>Realise the importance of forests in maintaining the balance in nature.</p> <p>Analysis Identify the different layers of soil and its constituents.(soil profile)</p>	Observing Critical thinking, creativity, analysis, communication	story	<p>Activity 1 (to introduce the lesson) WARM-UP ACTIVITY Story on how a seed grows .</p> <p>Activity-2-FORMATION OF SOIL will be shown to explain the “Formation of Soil”.</p> <p>Activity -3- SOIL PROFILE-Creating Soil Profile.</p> <p>Activity-4-Creating an Erosion Lab.</p> <p>Activity-5-Sensitize for SOIL CONSERVATION-Videos</p>	-LIFE ON LAND (13) Poster making on- “Deforestation leads to Nature Imbalance”.	LIFE ON LAND (13) Poster making on- “Deforestation leads to Nature Imbalance”.	<p>The students will know:</p> <ul style="list-style-type: none"> Soil and its formation through weathering Soil conservation and its need Soil as a natural resource Different layers of soil(soil profile) Soil Erosion and Deforestation as its major reason Soil conservation and Afforestation & Reforestation as its best way <p>Importance of soil in managing ecological balance</p>

		<p>II - Behavioural Objective</p> <p>The students will:</p> <ol style="list-style-type: none"> 1. Recognize soil as house of various organisms. 2. Care more about the environment. 3. Be sensitized not to cut trees. 4. Get aware to grow more plants/trees and sensitize other children. 5. Become aware of the ill effects of deforestation, soil erosion and sensitize other people. 	of erosion					
SOCIAL STUDIES	Agriculture in India	<p>Learning Objectives:</p> <p>Specific objectives</p> <p>The student will be able to</p> <ul style="list-style-type: none"> • Know what is agriculture U • Learn about types of crops K • Define food crops as crops grown for human consumption U • Define cash crops as crops grown to be sold in the market or used in industries U • Know the climate required for growing crops mentioned U • Know the states where the particular crops are grown .K • Know that farmers rear cattle and other animals along with farming which is known as livestock rearing .U <p>Behavioral objectives</p> <p>The student will</p> <ul style="list-style-type: none"> • Feel respect towards farmers • Realize the hard work done by farmers in bringing crops from field to the plate .U • Realize the importance of food and will try not to waste it. U AP • Understand that agriculture is also the source of living for many people .U 	Observation, Videos conceptual understanding, sensitivity, knowledge	<p>Story</p> <p>Activity 1</p> <p>Some riddles related to crops will be given. When the students will solve these riddles they will be asked to tell the use of these products.</p> <p>Meaning of the terms food crops and cash crops will be explained with taking the example of the uses of each.</p> <p>Activity 2</p> <p>Map work on five major cash crops and five major food crops where are they found will be done.</p> <p>Students will be asked what all their mother uses in making vegetables and how it changes the flavor of food to explain what are spices and their use.</p> <p>Activity 3</p> <p>Students will ask to write a recipe of their favourite dish in which the main emphasis will be on the ingredients they use and then they will segregate them into food crop, cash crop and spices.</p> <p>Links</p> <hr/> <hr/> <hr/> <p>crops</p>	Nil	Nil	Worksheet	<p>The student</p> <ul style="list-style-type: none"> • Know what is agriculture • Learn about types of crops • Define food crops as crops grown for human consumption • Define cash crops as crops grown to be sold in the market or used in industries • Know the climate required for growing crops mentioned • Know the states where the particular crops are grown. • Know that farmers rear cattle and other animals along with farming which is known as livestock rearing. • Learn the meaning of plough and about the different types of spices • Feel respect towards farmers • Realize the hard work done by farmers in bringing crops from field to the plate. • Realize the importance of food and will try not to waste it. • Understand that agriculture is also the source of living for many people.

Computer	Scratch	<p>LEARNING OBJECTIVES:</p> <p>Students will be able to –</p> <p>* understand the concept of animation schemes in scratch</p> <ul style="list-style-type: none"> • use mathematical operators in Scratch • compare values • making a variable • generate random numbers • counting length of a word <p>BEHAVIOURAL OBJECTIVES-</p> <p>* Step wise thinking</p> <p>* Experimentation</p> <p>* problem solving</p>	<p>Skills :</p> <p>application, understanding</p> <p>Values :</p> <p>logical thinking, creative thinking accuracy</p>	<p>ext book, projector and computer</p>	<p>* working in scratch(sensing input, mathematical operators in scratch, bouncing the ball up and down, counting length of the word, making a variable and applying conditions in programming) will be demonstrated.</p> <p>Activity-</p> <ol style="list-style-type: none"> 1. Children will design different scenes and move the objects by applying animation schemes given in scratch 2. children will be asked to make program for mathematical calculation. 3. Program to compare two numbers given by the user. 4. Program to generate random numbers 5. Program to count the length of a word given by user 			<p>Practical test</p>	<p>Child will be able to –</p> <ul style="list-style-type: none"> - work with animation schemes - use mathematical operators - compare values - generate random numbers - take decisions and will learn step wise thinking
----------	---------	---	---	---	--	--	--	-----------------------	---

MONTH: JANUARY

Subject	Topic	Learning/behavioral Objectives	Skills/ Values	Resource s/ Teaching Aids	Activities/Process	UN sustainabl e goal if targeted	Special Talk/ Parents' Involvem e nt/ Field trip	Assessment	Learning outcome
English	Grammar Present Perfect Tense, Past Perfect Tense, Subject verb agreement (8 Rules), Adverb Vocabulary Onomatopoeia Writing Skills Poem Composition	Specific Objectives: The students will be able to: <ul style="list-style-type: none"> understand the rules and usage of tenses.(K/C) use correct tenses in their day-to-day conversation.(Ap) enrich their vocabulary with onomatopoeic words (K) compose their own poems on different topics.(S) 	Reading Writing Speaking		Reading Skills: Reading Comprehension Speaking Skills: Extempore - The students will speak on the topic given by teacher (Chit Game) Writing Skills: Poem Composition			Extempore Poem composition on the given topic	The students will: <ul style="list-style-type: none"> learn to use perfect tenses in their day to day use. write sentences with proper structure by practising subject-verb agreement exercises compose their own poems. Learn sound words and use them in their writing to make their creative writing effective.
HINDI	i kB & Ql yka dk R; kgkj 0; kdj .k & vxst# ekg] fglnh ekg] fp= o.ku	विशिष्ट उद्देश्य <ul style="list-style-type: none"> स्पष्ट उच्चारण, नए शब्दों का प्रयोग, शब्द क्षमता, शब्दावली विकसित करना। जनजातियों की जानकारी, प्रश्नाभ्यास सार्थक तथा निरर्थक शब्दों का ज्ञान देना vyx&vyx i karka dh ckyh dk Kku fglnh o vxst# eghuka dk Kku nusk व्यवहारिक उद्देश्य <ul style="list-style-type: none"> देश के क्षेत्र विशेष की विशेषताओं से अवगत Hkkb)pkj k , oa l nHkko dh l h[k varfufr xq kka dk fockl Wks rk]fgEer]thoVrk]l e>krk]i fj Je% l dfr , oa i j j k dks tkuukA ekl e o _rpk dk KkuA देशभक्ति की भावना (धर्म-निरपेक्षता, विविधता में , drk% आत्मसंतुष्टि dk Hkko राष्ट्रीय त्योहार एवं धार्मिक त्योहार में अंतर l e>uk 	कौशल – लेखन ufrd eW; /ke&fuj i s[krk] l nHkko	%i h i h Vh% vH; kl i fLrdk	वाचन कौशल i kB dk okpu लेखन कौशल 1-fp= o.ku 2-vi us eui l n R; kgkj dk fp= cukdj fy[kuk 3-“Hkkj r rjs jx vud” 4-भारत की विशेषताओं पर पंच लाईन बनाना श्रवण कौशल 1. पी .टी. (दृश्य/श्रव्य) के माध्यम द्वारा त्योहारों के महत्व को समझाया जाएगा। अभिव्यक्ति कौशल: 1. समूह चर्चा - अन्न का महत्व 2.(विज्ञापन प्रस्तुति) 3. विभिन्न त्योहारों के चित्र पर्ची द्वारा छात्रों से उठवाना जो चित्र आए उस त्योहार के बारे में बोलना।	0; k[; ku प्रश्न उत्तर Xfrfof/k	---	vH; kl i =	शब्दावली विकसित हुई। चित्र वर्णन द्वारा कल्पनाशीलता fodfl r gpl & fglnh eghuk] ek] e o _rpk dk Kku gmk& j k"Vh; R; kgkj , oa /kfeid R; kgkj o Ql yka ds R; kgkj ka dh i gpkuA Hkkjrh; l dfr , oa i j j k o विशेषताओं को जाना – देशभक्ति की भावना विकसित gpl&

<p>HINDI</p>	<p>ikB & ullgk Quadj 0; kdj .k & vi fBr गद्यांश, uDrk; Dr o. k</p>	<p>विशिष्ट उद्देश्य – इतिहास विषय से परिचित करवाना– mni o dyk l s l af/त शब्दों से परिचित कराना– uDrk; Dr o. kka ds mPpkj .k ea varj l e>kuk& foKki u i Lrf r nekj j pukRed o fpru {kerk fodfl r djuk& i <dj l e>uk fl [kkuk& गद्यांश में निहित प्रश्नों के अनुसार सही वाक्य रचना के साथ उत्तर लिखना सिखाना -ज्ञान व्यवहारिक उद्देश्य विनम्रता नैतिक मूल्य को अपने व्यवहार में शामिल djus grq i fjr djuk& स्वयं में कोई कौशल या कला विकसित करने व l h [kus grq i kRl kfgr djuk& Lkh [kus o fl [kkus dk l ayk dHkh vk; q l s ugha gkrk gq ; g ckr l e>kuk& , frgkfl d bekj rka dh tkudkj h nuk o , frgkfl d /kj kgj dks l j fkr djus grq tkx: drk yukuk& gekjh l Ldf r o dyk dks thfor j [kus grq ml s हस्तांतरित करना आवश्यक है यह समझाना– vfrffk noks Hko% bl Hkkj rh; l Ldf r l s i fjr pr djukuk lk; Mu mn; ksx ds ckjs ea tkudkj h nuk&</p>	<p>कौशल–वाचन ufrd eM; & fouerk</p>	<p>Vi h i h Vh/2 exydkyhu , frgkfl d bekj ra vH; kl i fLrdk</p>	<p>वाचन कौशल: 1.अपठित गद्यांश 2. पाठ में आए नुक्तायुक्त वर्णों को ढूँढ़कर लिखना। लेखन कौशल: 1.भारत के किसी एक राज्य की सभी विशेषताओं का वर्णन करते हुए पर्यटन को बढ़ावा देने हेतु विज्ञापन बनाना 2.अपठित गद्यांश 3.पाठ में आए नुक्तायुक्त वर्णों को ढूँढ़कर लिखना। श्रवण कौशल: मुगलकालीन ऐतिहासिक bekj ra (पी पी टी) अभिव्यक्ति कौशल: 1.विज्ञापन प्रस्तुति 2.भारत के किसी एक राज्य की सभी विशेषताओं का वर्णन करते हुए पर्यटन को बढ़ावा देने हेतु विज्ञापन बनाना</p>	<p>0; k[; ku xfrfof/k प्रश्न–उत्तर</p>		<p>vH; kl i =] xfrfof/k wfoKki u i Lrf r/2</p>	<p>इतिहास विषय से परिचित हुए व , frgkfl d bekj rka ds ckjs ea tkuk& uDrk; Dr o. kka ds mPpkj .k ea varj l e>k& शब्द भंडार बढ़ा तथा नुक्तायुक्त o. kka oky] mni व अन्य नए शब्दों के स्पष्ट उच्चारण करने में सक्षम gq & स्वयं पढ़कर समझकर प्रश्नों के mRrj <kus ea l {ke gq gq j pukRedrk o fpru {kerk dk fodkl gqk& Hkkj rh; l Ldf r o Hkkj rh; l Ldf r ds vfrffk vax wfoKki u vfrffk Hkxoku ds l eku gS vkfn/2 ufrd eM; k l s i fjr pr gq A भारत के राज्यों की विशेषताओं को tkuk& lk; Mu mn; ksx ds ckjs ea tkudkj h gq&</p>
<p>MATHS</p>	<p>Area & Perimeter</p>	<p>Specific Objectives: Students will be able</p> <ul style="list-style-type: none"> to understand the perimeter as the distance along the boundary. to find perimeter of polygon by finding sum of all the sides to understand area as the measure of amount of space occupied by a region(closed figure) to understand that figures with the same area can have different perimeters to find area of 2 -D figures by counting unit squares to find perimeter by counting the sides along the boundary to find perimeter of square, 	<p>Understanding analysis , application Logical, Reasoning Estimation</p>	<p>Books, Workbook and Digital content like: https://youtu.be/azluaO4dEgq</p>	<ol style="list-style-type: none"> Making borders Photoframe Length of budding star Area of irregular shapes Area and perimeter of figures Thank you card Newspaper activity, flooring activity <p>Duration using date sheet</p>				<p>Students will understand the perimeter as the distance along the boundary.</p> <ul style="list-style-type: none"> find perimeter of polygon by finding sum of all the sides understand area as the measure of amount of space occupied by a region(closed figure) understand that figures with the same area can have different perimeters find area of 2 -D figures by counting unit

	<p>Time & Money</p>	<p>rectangle by formula</p> <p><u>Behavioral objectives :</u></p> <p>Students will be able</p> <ul style="list-style-type: none"> to relate the concept of perimeter in photo frames, border, fencing. to relate concepts of area in flooring, painting, sowing seeds. window panes <p><u>Specific Objectives:</u></p> <p>Students will be able</p> <ul style="list-style-type: none"> to find duration in hours and minutes and days to understand 24 hour clock time to differentiate it from 12 hour clock to convert 24 hour clock time to 12 hour and vice versa to solve word problems based on time <p><u>Behavioral objectives:</u></p> <p>Students will be able</p> <ul style="list-style-type: none"> to understand importance of time(time waits for no one, every to learn time management and prioritize the work to learn where all time period is used in daily life to understand that 24 hour clock time is used in railway time tables, airlines <p><u>Specific Objectives:</u></p> <p>Students will be able</p> <ul style="list-style-type: none"> to Recap money as a medium of exchange and mode of payment.(K) to Identify and compare the values of coins and notes. (K) to associate money with other expenses and incomes and mode of payments like pay money for the electricity we use, internet, mobile etc. Also buying and selling(bank accounts, cheque, withdrawal) (U) to understand that other than purchasing things we have to pay money for the electricity we use, 		<p>Making schedule Telling time in 24 hour clock Railway time table Class time table Questionnaire on time management One minute game</p> <p><u>Money</u></p> <p>Students will be introduced terms related to money i.e - Cost price, selling price, profit, loss. through the video. Let"s Bid and earn Profit –</p> <p>Monopoly game Teacher will make price tag and put 2 tags on 1 item and will display items in class. Students will be asked to find profit or loss by selecting any of the tags as cost price or selling price. value based questions related to profit and loss will be given.</p>		<p>Worksheets And Time line of prime ministers</p> <p>Worksheet and Who gains and Who loses activity to find Profit and loss</p>	<p>squares to find perimeter by counting the sides along the boundary</p> <ul style="list-style-type: none"> find perimeter of square, rectangle by formula <p><u>Behavioral objectives :</u></p> <p>Students will be able to relate the concept of perimeter in photo frames, border, fencing. to relate concepts of area in flooring, painting, sowing seeds. window panes</p> <p>Students will</p> <ul style="list-style-type: none"> find duration in hours and minutes and days understand 24 hour clock time differentiate it from 12 hour clock convert 24 hour clock time to 12 hour and vice versa solve word problems based on time <p><u>Behavioral Outcomes</u></p> <p>Students will</p> <ul style="list-style-type: none"> understand importance of time(time waits for no one, every second counts) learn time management and prioritize the work to learn where all time period is used in daily life understand that 24 hour clock time is used in railway time tables, airlines <p>Learning Outcomes</p> <p>Students will</p> <ul style="list-style-type: none"> recap money as a medium of exchange
--	--------------------------------	---	--	--	--	--	---

		<p>Understanding</p> <ul style="list-style-type: none"> Understand that the three states of matter exist because of the molecular arrangement of the substance. Understand that matter can change its state. And their processes involved. +++To understand substances have different freezing points.(Objective to be added in Cmparative ACP) Understand types of changes as reversible and irreversible,& physical and chemical changes Understanding the inter molecular space in liquids helps in the solubility of a substance.(solubility) Understand solubility of solids.liquids and gases in liquids. Learn some substances that exhibit special properties because of their molecules. (clarity ,magnetic property ,thermal ,electrical properties) Relate effect of heating and cooling on solid, liquid and gases (contraction and expansion) Understand use of heat proof material in kitchen wares. <p>Application To take necessary precautions while touching electrical appliances and hot pans.</p> <p>Analysis</p> <ul style="list-style-type: none"> Role of temperature in Interchange of states of matter. Think why liquids allow solubility of some substances. Analyse what protects them from electrocution. <p>II-Behavioural objectives The students will be able to:</p>		<p>and insulators</p> <hr/> <hr/> <hr/> <p>shock 4 factors</p> <hr/> <hr/> <hr/> <p>why birds do not shocks</p> <hr/> <hr/> <hr/>	<p>The students will observe that the liquid allows all the three states to mix with them.</p> <p>Actiity - 3 solids in liquids- glass , water ,spoon ,salt or sugar</p> <p>Actiity-4 -Liquids in liquids -Ruhafza/ lemon squash/oil /vinegar</p> <p>Discussion on miscible and immiscible liquids will be taken.</p> <p>Actiity - 5 Gas in liquids CO2,</p> <p>Fill Water in a transparent bottle leave it overnight? What do you observe inside the water?</p> <p>Scrapbook activity 5:</p> <p>Followed by Assignment question 3 & 4 in the scrap book.& Hots</p> <p>Activity-6</p> <p>To make students understand clarity ,magnetic property ,thermal ,electrical properties about the special properties of matter exhibited by some matter only.,</p> <p>Scrap book activity -7</p> <p>1. The students will paste transparent ,translucent and opaque objects and will paste 3 pictures</p> <p>2.Magnetic property : Scrap book activity 7.:(Assignment question 3.e)</p> <p>They will make a list of magnetic and non-magnetic material.</p> <p>3. Thermal and electrical property: Activity with the students:---Things required -cables to show the copper metal, utensil of iron, copper, steel etc. and</p>				<p>evaporation and condensation, deposition and sublimation.</p> <ul style="list-style-type: none"> Understand types of changes in matter as reversible, irreversible, physical & chemical changes. Understand combustion and corrosion .. Understand solubility, why solubility is possible in liquids,& solubility of solid, liquid and gas in liquids. understand ,clarity ,thermal conductivity, electrical conductivity, magnetism and contraction and expansion of substances. Know the different things which can show property of magnetism. Understand the effect of heating and cooling on the substances. Will develop scientific temperament.
--	--	--	--	---	---	--	--	--	--

		<ul style="list-style-type: none"> Develop understanding about the three states of matter. Will be careful while handling touching hot utensils and appliances. Develop awareness about shock and will take necessary precautions. Develop the scientific temper through experimentation 		<p>kitchen appliances with handles. Rubber gloves, rubber ring (cooker) etc.</p> <p>Activity- 8</p> <p>Video-the student will be shown a video on conductors and insulators.</p> <p>Scrap book activity 7. Assignment question 3 f.</p> <p>Search task -. What is Bakelite?</p> <p>Activity with students: Activity to be performed at home with parents guidance</p> <p>Things required –wax, squishy tennis ball , thermometer, hot water .etc. students will be explain about expansion and contraction. Followed by a video.</p>					
SOCIAL STUDIES	India over the ages	<p>Ancient History</p> <p>Learning objectives:</p> <p>The student will be able to:</p> <ul style="list-style-type: none"> Understand how to read the timeline Know about the important changes Ancient period like rise of various empires Understand the way how the changes came in ancient period Know about the important monuments of ancient period Know about the developments took place in golden period learn about the life of Ashoka know about the decline of Gupta period <p>Behavioral Objectives:</p> <p>The student will be able to :</p> <ul style="list-style-type: none"> Relate the knowledge with the past and understand how the changes came. Understand the lifestyle of the people in past and compare with the present. Realize that small inner conflicts give others a chance to take advantage of the situations Learn lessons of life by studying the life 	<p>Knowledge,</p> <p>Conceptual Understanding</p> <p>Observation</p> <p>Critical Thinking</p> <p>Leadership.</p> <p>Analtical</p>	1.Videos	<p>Story</p> <p>Ancient</p> <p>Activity1.A video to explain the concept of BC and AD and the change in present time to BCE and CE will be shown: (concept of BC and AD)</p> <p>Activity2. Children will make timeline to understand the rulers ruling in the Indian Subcontinent in ancient period.</p> <p>Activity3. Children will do the search work for collecting more facts about the ancient period, the monument build during that period.</p> <p>Activity4. Children would design a brochure tagging it with a title like ‘ our cultural heritage’. They would paste 3-4 pictures of the monuments and briefly describe its location, when and who build it .</p> <p>Activity5 A quiz will be organized for brainstorming the topic.</p> <p>Links</p> <p>.Ancient period</p> <hr/>	NIL	NIL	Worksheet	<p>Ancient</p> <p>The student will:</p> <ul style="list-style-type: none"> Know the ancient periods of history. Understand the way how the changes came in ancient period. understand the terms BCE and CE. know about the important changes Ancient period ,rise of various empires. know about the important monuments of ancient period. Learn about the different dynasties which ruled in ancient Period. know about the important monuments built in ancientperiod. <p>Medieval</p> <p>The students will understand:</p> <ul style="list-style-type: none"> The different dynasties, ruled Delhi in Medieval

- Know about the social reformers who spread new ideas and brought changes K
- Know about the problems society is facing now days.
- Know about the formation of Indian National Congress.
- Understand the need of forming committee's
- Indian National Congress (INC) was organised to unite our leaders by Subhash Chandra Bose.
- British feared the unity of people and followed the policy of "Divide and Rule".
- The cause of Swadeshi Movement in which British goods were boycotted.
- About Non-violence and Satyagraha practised by Gandhiji to gain Independence.
- Jallianwala Bagh massacre led to Non-cooperation Movement.
- What was the result of Non-cooperation Movement.(chauri- chaura incident)
- The reasons behind the Civil Disobedience Movement. (protest against salt tax)
- Dandi March was one of the ways to protest against British law.
- Quit India Movement was a call for complete Independence.
- How each movement is related to each other.

Behavioral objectives

- The student will
- Learn leadership qualities from the great leaders .K
- Learn to raise voice against evils/wrong practices AP
- Learn the importance of Education U
- Understand the importance of newspaper U
- Get aware of social problems society is facing .U
- Realize that committees are formed to raise public issues to the authorities. K&U
- Understand that a simple act against

Activity 2:

The students will collect some facts about the different dynasties of medieval period.

Activity 3:

The students will make a timeline of medieval period on A4 size sheet.

Activity 4:

The students will make a collage and they will paste the pictures of different rulers of various dynasties the monuments of medieval period.

Modern Period

Activity 1

Students will be asked to search and make a list of the monuments built by the British in India

Activity 2

Students will be shown a movie on Gandhiji or some videos which will give them complete understanding of the different movements took place in Gandhian period,

- Get aware of social problems society is facing.
- know that INC was formed to unite the leaders of our country to fight against British govt.
- understand the reasons behind the Partition of Bengal.
- recall that Partition of Bengal led to Swadeshi Movement in which British goods were boycotted.
- follow the ways of Non-violence and Satyagraha to raise voice against the wrong.
- realize that Non-Cooperation Movement showed complete disobedience & non-cooperation with the British
- Learn to raise voice by using slogans.
- Understand that a simple act against injustice can bring a great change.
- Get encouraged to try till they succeed.
- realize that bringing great change in the society needs unity.

		<p>injustice can bring a great change.</p> <ul style="list-style-type: none"> • Encourage himself by recalling the movements led by the freedom fighters against the Britishers. • Realize that small inner conflicts give others a chance to take advantage of the situations. • Realize that they should always raise their voice against the wrong and should not accept it. • Accept that Unity has strength. • Value Non-violence and Satyagrah • Co-relate the past incidences with today and think that where these movements are required or where the people are needed to be aware to bring the change in the problems in the society 						
COMPUTER	Algorithm/Flow chart & Artificial Intelligence with Scratch	<p>LEARNING OBJECTIVES:</p> <ul style="list-style-type: none"> • Understand the basic concept of programming • Understand the use of algorithm/ flowcharts in programming • Write algorithm and draw the flow chart for any program <p>BEHAVIOURAL OBJECTIVES-</p> <p>To make children aware how we can use computer programming in making different software for different purposes.</p>	<p>Skills :</p> <p>understanding, application, logical, data handling</p> <p>Values :</p> <p>logical thinking, systematic work, accuracy</p>	<p>text book, projector, games and computer</p>	<p>* through explanation, flow chart & steps of writing algorithm will be discussed</p> <p>Activity-</p> <p>1. children will write algorithm and draw flowchart for given problem in their notebooks</p> <p>Al programs in Scratch:</p> <ul style="list-style-type: none"> • change location randomly • bouncing the ball up & down 		<p>Worksheet & Practical test</p>	<p>Child will be able to -</p> <ul style="list-style-type: none"> -write algorithm -Draw flowchart -Do programming

MONTH: FEBRUARY

Subject	Topic	Learning/behavioral Objectives	Skills/Values	Resources/Teaching Aids	Activities/Process	UN sustainable goal if targeted	Special Talk/ Parents' Involvement/ Field trip	Assessment	Learning outcome
ENGLISH	<p>L-9 Unnikatha</p> <p>&</p> <p>Poem – The Clothesline</p> <p>Literary Fest Practice</p> <p>Grammar</p> <p>Adjective, Preposition</p> <p>Vocabulary</p> <p>Homophones/ Homographs/Homonyms</p> <p>Writing Skill</p> <p>Script Writing</p>	<p>Specific Objective:</p> <p>This lesson will enable the students to:</p> <ul style="list-style-type: none"> develop their linguistic skills through different activities. appreciate the beauty of nature and enrich vocabulary with new words and words related to nature.(K/An) develop their oratory skills in particular through discussions and enactment of skit.(Ap) comprehend text of the lesson.(C) critically analyze and compare the two trees stating their opinion. (An) understand the importance of story narration in developing imagination. develop insight into the life styles of people in different parts of India and gain knowledge of the culture particularly of people in South Indian. appreciate poetry.(Ev/An) use body gestures, facial expressions and voice modulation to recite poem .(Ap) understand the use of rhyming scheme(rhyming words) given in the poem.(K) enrich their vocabulary with 	<p>Reading</p> <p>Writing</p> <p>Speaking</p> <p>Listening</p>	<p>Course Book</p> <p>CD from the book</p>	<p>Warm up Activity</p> <ul style="list-style-type: none"> A Group Discussion will be conducted on-The importance of grandparents in our lives. <p>Reading Skill</p> <ul style="list-style-type: none"> Silent Reading, Buddy Reading and Explanation of the lesson- <p>Speaking Skills (Dominant Skill):</p> <ul style="list-style-type: none"> Skit - The students will prepare and present a skit highlighting the importance of grandparents in life. Recitation of Poem <p>Listening Skills</p> <ul style="list-style-type: none"> Listening to audio of the poem, Recitation by the Students, Discussion and Explanation Listening Sheet : The students will listen to another Unnikatha and would solve the worksheet followed by it. <p>Writing Skills</p> <p>Script Writing- Writing a script for the skit based on importance of grandparents/parents/friends in our lives.</p>			<ul style="list-style-type: none"> Poem Recitation Listening Worksheet 	<p>The students will :</p> <ul style="list-style-type: none"> read the lesson fluently and with correct pronunciation and intonation learn words and phrases used in the story and beyond develop a sense of responsibility towards the environment express their feeling and give an opinion narrate the regional story in an organized manner appreciate the gifts of mother nature and value them appreciate poetry and recite the poem well with proper expression. list out the rhyming words and mention the rhyming scheme used in the poem. understand the use of imagery and create imagery with the sound/action words pick out the similes mentioned and use similes in their language to make comparison. list out all the sound words after listening to the poem. relate things they

		<p>words related to clothesline and movement(prance, caper, flutter, etc.)(K)</p> <ul style="list-style-type: none"> • understand the use of similes to make comparison and develop imagination. (K) • appreciate the use of imagery to create a picture related to the poem in the minds of the readers.(Ev/An) • create imagery.(Syn) • appreciate the windy day of the month of March(Spring season).(Ev/An) • create their own clothesline of rhyming words, similes, imagery words.(Syn) <p>Behavioral Objectives:</p> <p>This lesson will enable students to:</p> <ul style="list-style-type: none"> • appreciate the importance of a beautiful relationship and bonding between grandparents and grandchildren.(Ev/An) • understand the importance of homework and maintain a balance between work and play.(C) • learn to appreciate the beauty of nature • get sensitized with the pain of birds and insects living on the tree(K) • understand the power of imagination by Unni's storytelling ability(C) • develop empathy for mother nature and a sense of duty towards the environment • understand the significance and long lasting effects of natural world over the meaninglessness of artificial 								<p>love to do on a windy day.</p> <ul style="list-style-type: none"> • learn to write script based on some storyline.
--	--	---	--	--	--	--	--	--	--	--

		<p>things(C)</p> <ul style="list-style-type: none"> understand the importance of trees and the lifeline that they provide to us.(C) list out the things they love to do on a windy day.(K) relate their behavior to that of the clothes lying on the clothesline.(Ev) become more imaginative. become good listeners for specific information. 						
HINDI	<p>i kB& t gk pkg ogk jkg</p> <p>0; kdj .k & vusdkFkh] fhkUukFkd</p> <p>शब्दों की सामान्य tkudkj h</p>	<p>विशिष्ट उद्देश्य – चिंतन कौशल विकसित करने हेतु प्रेरित करना—</p> <p>किरी विचार को सुनकर समझकर स्वयं के शब्दों ea fy [kuk fl [kkuk &</p> <p>हस्तकला व अन्य कला से संबंधित शब्दों व कुछ स्थानीय शब्दों से परिचित करवाना—</p> <p>i d & l s l xcf/kr l upuk , df=r djuk fl [kkuk &</p> <p>अनेकार्थी व भिन्नार्थक शब्दाः l s i fjfpr djuk&</p> <p>अनेकार्थी व भिन्नार्थक शब्दों में अंतर समझाना</p> <p>व्यवहारिक उद्देश्य l ekuHkfr dk Hkko</p> <p>vkRefuHkj cuus grq i fjr djuk</p> <p>स्वयं में कोई कौशल या कला विकसित करने व l h[kus grq i kRl kfgr djuk&</p> <p>Lkh [kus o fl [kkus dk l xcf/kr dHkh vk; q; k</p> <p>शारीरिक {kerk l s ugha gkrk g] ; g ckr l e>kuk&</p> <p>शारीरिक क्षमता हौसलो के सामने बहुत छोटी gkrh g] ; g crkdj l dkjkRed Atk dk l pkj djuk&</p> <p>विभिन्न प्रकार की कशीदाकारियाँ व बटन टाँकना fl [kkuk&</p> <p>LFkkuh; dyk l s i fjfpr djuk&</p>	<p>कौशल – श्रवण</p> <p>ufrd vH; kl i fLrdk</p> <p>eH; & l ekuHkfr</p>		<p>वाचन कौशल: पाठ का वाचन</p> <p>लेखन कौशल: कोशिश करने वाली कभी gkj नहीं होती</p> <p>(श्री हरिवंशराय बच्चन)</p> <p>श्रवण कौशल:</p> <p>वीडियो -इंदौर के मालवा उत्सव की झलकियाँ दिखाई जाएगी-</p> <p>अभिव्यक्ति कौशल:</p> <p>छात्रों को चार समूह में बाँटा जाएगा</p> <p>पहला समूह- बगैर अपने हाथों का प्रयोग करें मेंज़ पर रखे सामान को दूसरी मेज़ पर रखना।</p> <p>दूसरा समूह-बगैर अपने पैरों का प्रयोग करें दूसरी कक्षा के अपने मित्र से पेंसिल लेकर आना।</p> <p>तीसरा समूह- बगैर बोले दूसरी कक्षा के अपने मित्र से हिन्दी, विज्ञान, अंग्रेजी, सामाजिक विज्ञान की पुस्तक लाना।</p> <p>चौथा समूह- बगैर देखे आपको अपने बस्ते में से माँगी गई वस्तुएँ देनी है।</p>	<p>0; k[; ku xfrfof/k</p> <p>----</p> <p>vH; kl i =] xfrfof/k ½cVu Vkduk ½</p>	<p>fn0; kx 0; fDr; ka ds i fr l ekuHkfr dk Hkko mRi Uu gmk fdl h fopkj dks l udj] l e>dj</p> <p>स्वयं के शब्दों में लिखने में सक्षम gq &</p> <p>चिंतन कौशल fodfl r gmk&</p> <p>gLrdyk o vH; dyk l s l xcf/kr शब्दों व कुछ स्थानीय शब्दों से i fjfpr gq &</p> <p>विभिन्न प्रकार की कशीदाकारी के ckjs ea tkuk</p> <p>अनेकार्थी व भिन्नार्थक शब्दों से i fjfpr gq &</p> <p>vkRefuHkj cuus grq i z kl fd; k&</p> <p>LFkkuh; dyk dh tkudkj h gp&</p>	

HINDI	ikB & fpVBh dk l Qj कौशल: गतिविधि, okpu	<u>विशिष्ट उद्देश्य%</u> <ul style="list-style-type: none"> Mkd?kj dh dk; Liz.kkyh dk ik; kfxd : i l s Kku& Mkd 0; oLFkk ds fu; e l e>kuk पिनकोड की आवश्यकता बताना— fi udkM cukuk fl [kkuk& Mkd Nk;Vuk o Mkd i gpkus dh ik; kfxd tkudkj h& <u>0: ogkfj d उद्देश्य%</u> <ul style="list-style-type: none"> mRrjnkf; Ro ifjJe dk; L djus dk rjhdk tkuuk 	कौशल: गतिविधि, okpu	vH; kl ifLrdk ---	1.डाकघर की कार्य प्रणाली को समझाना 2.प्रायोगिक रूप से डाकघर की कार्य प्रणाली को छात्रों द्वारा करवाया गया 3.पत्र लिखना	ik; kfxd xfrfof/k		vH; kl i =	vf/kxe mi yfC/k% <ul style="list-style-type: none"> Mkd 0; oLFkk ds fu; eka o dk; iz.kkyh dh ik; kfxd tkudkj h gpb& Mkd de;pkfj; ka ds mRrjnkf; Ro dks tkuk& Mkd, ds ifjJe o mRrjnkf; Ro dks tkuk&
MATHS	Measurement	<u>Specific Objectives:</u> Students will be able <ul style="list-style-type: none"> to estimate, measure, and record length, height and distance, using various units (i.e. millimetre, centimetre, metre, kilometre). (An) to estimate, measure, and record the weight of objects, using the various units (kilogram, gram, milligram).(An) to estimate, measure and record the capacity of containers, using various units (litre and milliliter). (An) to understand the relationship between various units of length,weight and capacity (Ap) to Convert bigger units into smaller units and vice versa(An). to do Addition and subtraction of metric measures. (Ap) <u>Behavioral Objectives:</u> <ul style="list-style-type: none"> Application in real life while measuring length , distance, weights. Small inputs can bring big change. Everything needs to have balance then only the desired 	Understan - ing, analysis , pplication ogical, easoning stimation	Books, Workbook and Digital content like: <hr/>	1. Discussion 2. Measuring the objects 3. State highway length 4. Measuring dimension of a tile.			Worksheets And Survey or qestionare activity to find how things are measured in their surroundings and collect that data.	Students will <ul style="list-style-type: none"> estimate, measure, and record length, height and distance, using various units (i.e. millimetre, centimetre, metre, kilometre). (An) estimate, measure, and record the weight of objects, using the various units (kilogram, gram, milligram).(An) estimate, measure and record the capacity of containers, using various units (litre and milliliter). (An) understand the relationship between various units of length,weight and capacity (Ap) Convert bigger units into smaller units and vice versa(An). do Addition and subtraction of metric measures. (Ap) <u>Behavioral Outcomes:</u> Students will <ul style="list-style-type: none"> Application in real life while measuring length ,

fuels.

- Sensitized towards water and air pollution

Analysis

- Role of Carbon emissions in global warming.
- Role of global warming in extinction of animal's species from earth.
- Compare and contrast the advantage and disadvantages of the alternative sources.

II - BEHAVIOURAL OBJECTIVES

The students will -

- Develop an understanding about the sources of energy,
- Make judicious use of fossil fuels.
- Appreciate alternative sources of energy.

PART- B

Simple Machines

Objectives:

I - Specific Objectives

Knowledge

- Know what are simple machine and its 6 types
- Know what are levers and its kinds as class I, II and III lever with examples

Understanding

- Understand Wheel and axle as a simple machine and its examples
- Understand pulley and its working and types as fixed and movable pulley
- Understand inclined plane
- Understand screw and its uses
- Understand wedge and its examples.
- Understand the working of inclined planes.
- Differentiate levers and their

simple machines in kitchen

Wedge

Inclined plane

Pulley

machine and to explain it to peers.

Activity-4

Showcasing of different simple machines models.

		<p>classes.</p> <p>Application</p> <ul style="list-style-type: none"> • Can make use of few simple machines in their life(.like inclined plane screw, in their games or can fix small problems) <p>Analysis</p> <ul style="list-style-type: none"> • Can analyse the role of simple machines that reduces our efforts and for better efficiency. <p>Synthesis</p> <ul style="list-style-type: none"> • Can make simple machines on their own. <p><u>II-Behavioral objectives-</u></p> <ul style="list-style-type: none"> • Aware of different types of forces which they experience in their daily life. 		<hr/> <hr/> <hr/> <p>Lever</p>					
SOCIAL STUDIES	Indian Government	<p>Learning Objectives:</p> <p>The students will be able to know</p> <ul style="list-style-type: none"> • the meaning of government • the levels of government • Detailed knowledge of central government • Prime minister and President are the two main heads of the country • Detailed knowledge of the state government • The meaning of local government and Gram Panchayat • Meaning of Judiciary <p>Behavioral Objective:</p> <p>The student will be able</p> <ul style="list-style-type: none"> • To realize and become aware of the responsibilities and duties towards country. • To take interest in the elections. • To relate the Present PM and CM with their designations. • To realize the importance of being a citizen of an independent country. • To celebrate the freedom they enjoy. 	Knowledge Observation Analyses	<ol style="list-style-type: none"> 1. Videos 2. Charts 		Nil	Nil	Class Presentation	<p>The students will come to know-</p> <ul style="list-style-type: none"> • the meaning of government • the levels of government • Detailed knowledge of central government • Prime minister and President are the two main heads of the country • Detailed knowledge of the state government • The meaning of local government and Gram Panchayat • Meaning of Judiciary • They will understand the importance of being the citizen of an independent country.

					Students will be asked to be prepared with the names of the various ministers of India and thereafter a quiz will be conducted. Activity 4 Students will be given various topics and will be asked to give class presentation (For eg. Hierarchy of Government, arrangements, etc) (ASSESSMENT ACTIVITY)				
COMPUTER	QBASIC	<p>LEARNING OBJECTIVES:</p> <p>The students will be able to –</p> <ul style="list-style-type: none"> • Understand what a program is? • Understand the basic concept of programming and classification of programming languages. • Work with the elements of programming language eg. Character set, Keywords, Constants, Variables, Operators, Statements. • Understand the functioning and use of basic statements like PRINT,LET, REM, INPUT, CLS, END • Understand the control flow in a program • Understand decision making and hence getting varied outputs. • Work with decision making statements using IF....ELSE, IF.....THEN....ELSE <p>BEHAVIOURAL OBJECTIVES:</p> <ul style="list-style-type: none"> • To realize them the power of technology and efforts of technicians and engineers to make such languages through which we can communicate with a machine also. • To make children aware how we can use computer programming in making different software for different purposes. 	<p>Skills :</p> <p>understanding, application, procedure, logical</p> <p>Values :</p> <p>logical thinking, systematic work, accuracy.</p>	text book, projector, games and computer	<p>* concept of programming will be explained</p> <p>* children will make small programs using commands in QBasic</p> <p>Activity-</p> <ol style="list-style-type: none"> 1. The students will be asked to print his name and his father’s name using PRINT statement without comma or semicolon and then with comma and with semicolon 2. The students will be asked his name and marks and display the percentage assuming maximum marks to be 50 3. A class discussion how to regulate flow of control for a particular activity. Say for eg : Reading a book. And then to divide the control based on certain decisions. 4. A program will be given to the children in which they have to make a calculator, program will take the numbers to be operated and the mathematical operation from the user. And it will calculate the numbers and will give the output. <p>AI games –</p> <ul style="list-style-type: none"> - Zero – cross(Tic Tac Toe) game in QBASIC - Zero – cross(Tic Tac Toe) on board <p>CRITICAL THINKING:</p> <ol style="list-style-type: none"> 1. How a computer understands our language and works accordingly. 			Worksheet & Practical test	<p>students will develop the ability to:</p> <ul style="list-style-type: none"> -Understand basic concept of programming and classification of programming Languages -Use PRINT , REM , LET and INPUT statements -Understand the concepts of variables and constants -Understand how to obtain varied output based on conditions -Understand how to implement the concept of control flow in the program using IF..THEN and IF..THEN..ELSE -Understand how the programs and software are developed according to the requirement.

MONTH: MARCH

Subject	Topic	Learning/behavioral Objectives	Skills/ Values	Resources/ Teaching Aids	Activities/Process	UN sustainable goal if targeted	Special Talk/ Parent's Involvement/ Field trip	Assessment	Learning outcome
ENGLISH	Literary Fest Grammar - Conjunctions Interjection Vocabulary Proverbs Similes	Specific Objectives: The students will be able to : <ul style="list-style-type: none"> showcase their talent on stage(Ap) develop confidence to present on stage understand the use of conjunctions and interjections(C) use similes and proverbs in their language(C) 	Reading Writing Speaking Listening		<ul style="list-style-type: none"> Practice of Literary Fest Workbook exercises 			<ul style="list-style-type: none"> Reading Comprehension Script Writing 	The students will : <ul style="list-style-type: none"> overcome their hesitation and showcase their talent on stage develop confidence to present on stage write creatively about a given picture use conjunctions and interjections in their sentences
HINDI	किब & जक [क ध जलिह	शुशषुठ सुददेशुः <ul style="list-style-type: none"> यकदफक ध तकुदकध नुक लक ओ मल दस इदककलस इफर दकुक समस्या समाधान हेतु कौशल विकसित करना इदक वफक कक खगक दकुस ध {करक फदफल र दकु लककु; इकुइककु दस वककक इ ररकर द ककस ए तकुदकध नुक रचनात्मक लेखन के साथ शब्द भंडार विकसित हुआ वुवहारक सुददेशुः <ul style="list-style-type: none"> कन/करक/कस इल इकर वकन उरद एर; कक दक फदकल दकु लक; अ दस यकक दस फु, उघा वफरक लकक दक यकक दस फु, ;क वकन दक; ल दस फु, कन/करक दक मल; कस दकु वकककु कुस ध इक.क नुक वकल हलग; कस ध इक.क नुक 	कौशल% ओ.क	वह; कल इलरक	1. प्रत्येक छात्र लोककथा सुनाएंगे। 2. लड़की को तुम 'समझदार' कहोगी या 'बुद्धिमान' ? क्यों ? (लेखन कौशल)	खरफक		<ul style="list-style-type: none"> यकदफक ध तकुदकध गक इदक वफक कक खगक दकुस ध {करक फदफल र गक वकल हलग; कस ध इक.क फेयक लककु; इकुइककु दस वककक इ ररकर दस ककस ए तकुदकध गक 	

MATHS	Measurement and Data Handling	<p>Specific Objectives:</p> <p>Students will be able to</p> <ul style="list-style-type: none"> Define categories for collecting data Collect data and organize it Identify the parts of a bar graph Draw and present it correctly and understand the procedure to construct it. Recognize that bar graphs are used to compare facts. Analyze graphs to determine what information is given. <p>Behavioural Objectives :</p> <p>Students will be able to</p> <ul style="list-style-type: none"> Understand graphs and charts are used to make information easier to visualize Collect the data in real life situation like food choices, favorite cartoon character, temperature variation Develop skills to organize, systematically arrange and present themselves accurately Understand that visual information matters in media, newspapers and online sites . 	<p>Understanding, analysis, application</p> <p>Logical, Reasoning</p> <p>Estimation</p>	<p>Books, Workbook and Digital content like:</p>	<ol style="list-style-type: none"> Choice of sports of students Activity Real life : variation in temperature Performance of a child of SOF <p>Pictographs will also be covered as it was not taken in this session.</p>		<p>Worksheets And activities and critical thinking question.</p>	<p>Students will</p> <ul style="list-style-type: none"> define categories for collecting data collect data and organize it identify the parts of a bar graph draw and present it correctly and understand the procedure to construct it. recognize that bar graphs are used to compare facts. analyze graphs to determine what information is given. <p>Behavioural Outcomes :</p> <p>Students will</p> <ul style="list-style-type: none"> Understand graphs and charts are used to make information easier to visualize Collect the data in real life situation like food choices, favorite cartoon character, temperature variation Develop skills to organize, systematically arrange and present themselves accurately Understand that visual information matters in media, newspapers and online sites .
--------------	--------------------------------------	---	---	--	---	--	--	--

SCIENCE	CHAPTER 11, AIR AND WATER (story Nobita's Journey on Mystery Train.)	<p>I - Specific Objectives</p> <p>Knowledge The students will be able to-</p> <ul style="list-style-type: none"> • Know what atmosphere is • Know about each layer of atmosphere • Know about the distribution of water on the surface of the Earth. <p>Understanding</p> <ul style="list-style-type: none"> • Understand the uses of air. • Understand importance of atmosphere. • Understand importance and function of each layer of atmosphere. • Properties of air as –air occupy space, has weight • Understand properties of water. <p>Application</p> <ul style="list-style-type: none"> • Will be able to understand why aero planes fly in stratosphere only. (The weather changes does not affect this layer of atmosphere, it does not have any disturbances). • Why satellites are present in the exosphere only. (The air in the exosphere is very thin and so molecules are far of which reduces intermolecular interactions. Thus the satellites can have uninterrupted signals). • Why water is called an excellent coolant? 			<p>Activity-To be conducted by Students</p> <p>Activity 1: To Show that air occupies space</p> <p>Activity 2: To show air has Mass</p> <p>Activity 3: To show air exerts pressure</p>				<p>The students will:</p> <ul style="list-style-type: none"> • Learn what is atmosphere, its layers and importance. • Understand properties of air and its uses. • Understand properties of water. • Develop understanding about the importance of water on the planet and need to save water. • Develop sensitivity toward available natural
SOCIAL STUDIES	United Nations	<p>Specific Objectives:</p> <p>The student will learn</p> <ul style="list-style-type: none"> • Logo of UN and its agencies • Formation of the UN • The member countries of UN • Permanent members and their Veto powers • Objectives of the UN • Bodies of the UN and their functions • Special agencies of the UN and their functions • India's relation with the UN <p>Behavioral Objectives:</p> <p>The students</p> <ul style="list-style-type: none"> • Get aware of the agencies that would be 	Research and Presentation	Pictures of logo of UN and different agencies	<p>Activity 1</p> <p>The teacher will discuss how and why UN was formed and tell children how the global issues are catered and solved and how the countries are interdependent on each other and how it acts as an agency to maintain world peace.</p> <p>Activity 2</p> <p>A mini UN will be made in which groups will be divided and they will tell about formation, objectives, different bodies and their function and special agencies with their functions. They will also tell about the relation of India with the UN.</p>	Peace, Justice & Strong Institution	Nil	Scrap book Activity	<p>The student knows about</p> <ul style="list-style-type: none"> • Logo of UN and its agencies • Formation of the UN • The member countries of UN • Permanent members and their Veto powers • Objectives of the UN • Bodies of the UN and their functions • Special agencies of the UN and their functions • India's relation with the UN

