

**UNIT 1 – ME AND MY BODY
GRADE –I
SYLLABUS MATRIX**



ENGLISH

***ONE AND MANY**

SKILLS- THINKING, SPEAKING, READING, LISTENING,
DOMINANT SKILL- READING

***NAMING WORDS**

SKILLS- READING, WRITING, SPEAKING, LISTENING
DOMINANT SKILL- READING



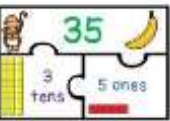
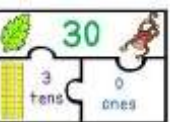
ACTIVITIES

ENGLISH- VIDEO LINKS, TUG OF WAR, PLACE ME AT THE RIGHT PLACE, MY NAMING WORD POND, ONE MINUTE GAME, WORD BOX, PROJECT WORK

EVS- MY INTRODUCTION, CUTOUTS OF THE BODY PARTS, PROJECT WORK, SENSE ORGANS ACTIVITY, POEM, SHOW AND TELL

MATH- USE OF DIENES BLOCKS, BUNDLES OF TENS AND ONES USING ICECREAM STICKS, COUNTING BEADS OF GANITMALA, FUN WITH ABACUS, DRAW ANIMALS USING NUMBERS, GRID GAME, PUZZLES OF NUMBER NAMES

HINDI- कविता- 'राम करता काम', चित्रों द्वारा परिचय, विडियो, पहेली द्वारा श्रुतलेख,



MATH

***PLACE VALUE**

SKILLS- LOGICAL, MENTAL ABILITY, OBSERVATIONAL, APPLICATION
DOMINANT SKILL- APPLICATION

***NUMBERS**

SKILLS- OBSERVATIONAL, LOGICAL, APPLICATION
DOMINANT SKILL- APPLICATION

हिंदी

***आ की मात्रा**



SKILLS- श्रवण, लेखन, वाचन, अवलोकन
DOMINANT SKILL- वाचन



EVS

***ME AND MY BODY**

SKILLS- SPEAKING, OBSERVATIONAL, ANALYTICAL, LISTENING
DOMINANT SKILL- SPEAKING



LEARNING OBJECTIVES

The students will be able to-

- * give details about personal likes and dislikes.
- * introduce themselves to a group.
- * name all the sense organs with their function.
- * explain uses of different body parts and their importance.
- * classify a naming word as a name of a person, place, thing or animal.
- * enhance their expression and pronunciation.
- * explain the difference between singular and plural nouns.
- * investigate and learn spellings of words with "s" and 'es' for plurals.
- * understand terms like – digit, tens and units
- * develop the ability to categorize objects in groups of ones and tens.
- * relate numbers with the corresponding quantity.
- * understand the terms before, after, and between.



BEHAVIOURAL OBJECTIVES

The students will be able to-

- * develop healthy habits to keep the body clean.
- * develop confidence by speaking in a small group.
- * take care of his/her personal hygiene.
- * differentiate between good and bad touch.
- * use suitable naming words while speaking about their surroundings.
- * develop the ability to group and ungroup objects.
- * develop logical and mathematical ability.



ENGLISH	<p>Naming words</p> <p>One Many</p> <p>Poem- Wake Up Time</p>	<p><u>Learning Objectives-</u> The Students will be able to-</p> <p>tell what are naming words. (knowledge)</p> <p>classify a naming word as a name of a person, place, thing or animal. (understanding)</p> <p>explain the role of a noun and identify naming words in sentences.(understanding)</p> <p>to sort naming words from a given list of words.(understanding)</p> <p>to use appropriate naming words in sentences.(application)</p> <p>enhance their expression and pronunciation. (application)</p> <p>speak with clarity. (application)</p> <p><u>Behavioral Objectives-</u> The Students will be able to-</p> <p>notice the surroundings carefully.</p> <p>use proper naming words while speaking about their surroundings.</p> <p>work in proper coordination in groups with peers.</p> <p><u>Learning Objectives</u> The Students will be able to – gain an understanding of the terms ‘singular and ‘plural’.(knowledge)</p> <p>recognize and form regular plural nouns.(understanding)</p> <p>explain the difference between singular and plural nouns. (understanding)</p> <p>to investigate and learn spellings of words with ‘s’ and ‘es ’for plurals. (application)</p> <p>give various examples of singular nouns made plural. (application)</p> <p><u>Behavioural Objectives–</u> The students will be able to tell plural nouns and use them in sentences.</p>	<p>Reading</p> <p>Writing</p> <p>Listening</p> <p>Speaking</p> <p>Analytical</p> <p>Observation</p> <p>Thinking</p>		<p>Pictures</p> <p>Cut outs of fish</p> <p>Chits of various naming words</p> <p>Videos (naming words)</p> <p>-</p> <p>_____</p> <p>_____</p> <p>_____</p> <p>_____</p> <p>_____</p> <p>Charts</p> <p>Story</p> <p>Audio</p> <p>Video (One Many)</p> <p>_____</p> <p>_____</p> <p>_____</p> <p>_____</p>	<p>Place me at the right place- (segregate naming words with pictures) pre learning activity</p> <p>One Minute Game (write naming words in a minute.)</p> <p>My Naming Word Pond- Students will write the naming words on chits and arrange them accordingly.</p> <p>Let me Speak(Oral)</p> <p>Project work</p> <p>Story</p> <p>Sentence Framing (Oral Activity)</p> <p>Tug and war (One Many)</p>		<p>Assessment activity- Read, identify and drop me at the right place.</p> <p>Worksheet</p>	<p>Students will... learn new words (naming words).</p> <p>classify a naming word as a name of a person, place, thing or animal.</p> <p>spot the naming words from any given text.</p> <p>use appropriate naming words in a sentences.</p> <p>work in proper coordination in groups with peers.</p> <p>Students will...</p> <p>recognize and differentiate between singular and plural nouns.</p> <p>add –s and –es to the singular words properly.</p> <p>enrich their speaking skill</p>
---------	---	--	---	--	---	--	--	--	--

		<p>The students will be able to-</p> <p>identify numbers in daily life.</p> <p>to develop the ability to group objects in groups of 2/3/10 etc.</p> <p>to apply the concept of after and before in their daily life. Like- I will drink milk after my breakfast.</p> <p>use the concepts for further operations like addition and subtraction</p> <p>to develop logical and mathematical ability</p>						
HINDI	<p>आ' की मात्रा</p> <p>कविता – ४राम करता काम</p>	<p>उद्देश्य – छात्र-</p> <p>व्यंजनों की उचित पहचान कर पाएँगे।</p> <p>स्वर और व्यंजन के भेद को समझपाएँगे।</p> <p>‘आ’ की मात्रा द्वारा नए शब्दों का निर्माण करेंगे।</p> <p>शब्द कोष में बढ़ोतरी होगी।</p> <p>वाचन, लेखन एवं श्रवण कौशल में सुधार आयेगा।</p> <p>हस्त लेख सुन्दर एवं व्यवस्थित हो पाएगा।</p> <p>स्वयं छोटे –छोटे वाक्य बनाने का प्रयास करेंगे।</p> <p>कविता द्वारा स्वच्छता एवं समय की महत्वता जानेंगे।</p> <p>‘अ’ एवं ‘आ’ की मात्राओं को सुनकर, समझकर एवं पढ़कर उनमें अंतर जान पाएँगे।</p> <p>व्यावहारिक उद्देश्य-</p> <p>छात्र-</p> <p>कल्पनाशीलता में बढ़ोतरी होगी।</p> <p>सोचने की क्षमता में सुधार होगा।</p> <p>अपने आसपास देखे गए सभी ‘आ’ मात्रा के शब्दों को पढ़ पाएगा।</p> <p>आत्मविश्वास बढ़ेगा।</p>	<p>वाचन श्रवण लेखन सोच</p>			<p>अ’ एवं ‘आ’ मात्रा में अंतर सुनकर चित्र बनाइए</p> <p>‘अ और आ की मात्रा का पहेली द्वारा श्रुतलेख लिया जायेगा</p> <p>अ व आ वर्ण से चित्र</p> <p>आ मात्रा की अन्ताक्षरी</p>	<p>श्रुतलेख अभ्यासपुस्तिका गतिविधि अभ्यासपत्रक</p>	<p>अधिगम उपलब्धियाँ</p> <p>शब्दकोश में बढ़ोतरी हुई।</p> <p>छात्रों का वाचन, लेखन एवं श्रवण कौशल में सुधार हुआ।</p> <p>सोचने की क्षमता एवं कल्पनाशीलता में बढ़ोतरी हुई।</p>

ENGLISH

Genders, Pronouns
Sentence &
Punctuations

SKILLS

Listening
Speaking
Reading
Writing

DOMINANT SKILLS

Speaking
Reading

ACTIVITIES

Find My Correct Pair
Punctuation Activity -
High Five

Interdisciplinary with My Family
Pronoun Scavenger Hunt Game

Oral Activity

Lesson Meet My Family
Who is my Opposite Gender
Project Work
Videos



HINDI

"इ" की मात्रा "ई" की मात्रा

SKILLS

वाचन कौशल
श्रवण कौशल
लेखन कौशल
अवलोकन

DOMINANT SKILLS

वाचन कौशल
लेखन कौशल

इ
इमली



ई
ईख



कविता

दिन निकला, काली बकरी
पुस्तक में दी गई कविता के द्वारा
मात्राओं का ज्ञान
सामूहिक चर्चा द्वारा शब्द निर्माण
मात्राओं के चित्र चिपकाए जाएँगे
शिक्षण सामग्री द्वारा शब्द बनवाए
जाएँगे
रस्सा कशी

EVS

My Family



SKILLS

Observation
Conceptual
Learning by doing
Creative
Speaking
Listening

Communicational

DOMINANT SKILLS

Observation

ACTIVITIES

Introduction of Family
through family photograph
Photo Frame with
Ice-cream Sticks
Comparison of types of Families
through Photographs
Videos
Word webs
Project on Family Ladder

MATHS

Ascending &
Descending Order
Signs

SKILLS

Mental ability
Conceptual
Logical
Listening
Comprehending

DOMINANT SKILLS

Conceptual
Logical

ACTIVITIES

Number Chits
Alligator Mouth Model
Songs
Cards
Long Stairs
Videos
Compare using Dienes Blocks
Ladder Age of Family Members



Learning Objectives

The students will be able to –

- ▲ understand different types of family.
- ▲ describe roles of different members in family.
- ▲ understand the relationships within the family.
- ▲ know his/ her responsibilities towards their family.
- ▲ realize the worth of having a family.
- ▲ know about one's immediate and extended family i.e. uncle, aunt, cousins etc.
- ▲ enhance their speaking skills by participation in class discussions and activities.
- ▲ understand the purpose of punctuation.
- ▲ Identify punctuation marks and use them correctly.
- ▲ know the usage of he, she, I, you, we, it and they.
- ▲ replace nouns with appropriate pronouns wherever needed.
- ▲ know what are different genders.
- ▲ identify and compare opposite genders for a given set of nouns.
- ▲ use appropriate gender to refer to people and animals.
- ▲ understand and differentiate between bigger and smaller numbers.
- ▲ understand the terms 'greater than', 'less than' and 'equal to'.
- ▲ compare two digit numbers, using the symbols for greater than, less than and equal to.
- ▲ understand the meanings of ascending (small to big) and descending (big to small) order.
- ▲ arrange numbers and objects in ascending and descending order.

Behavioural Objectives

The students will be able to –

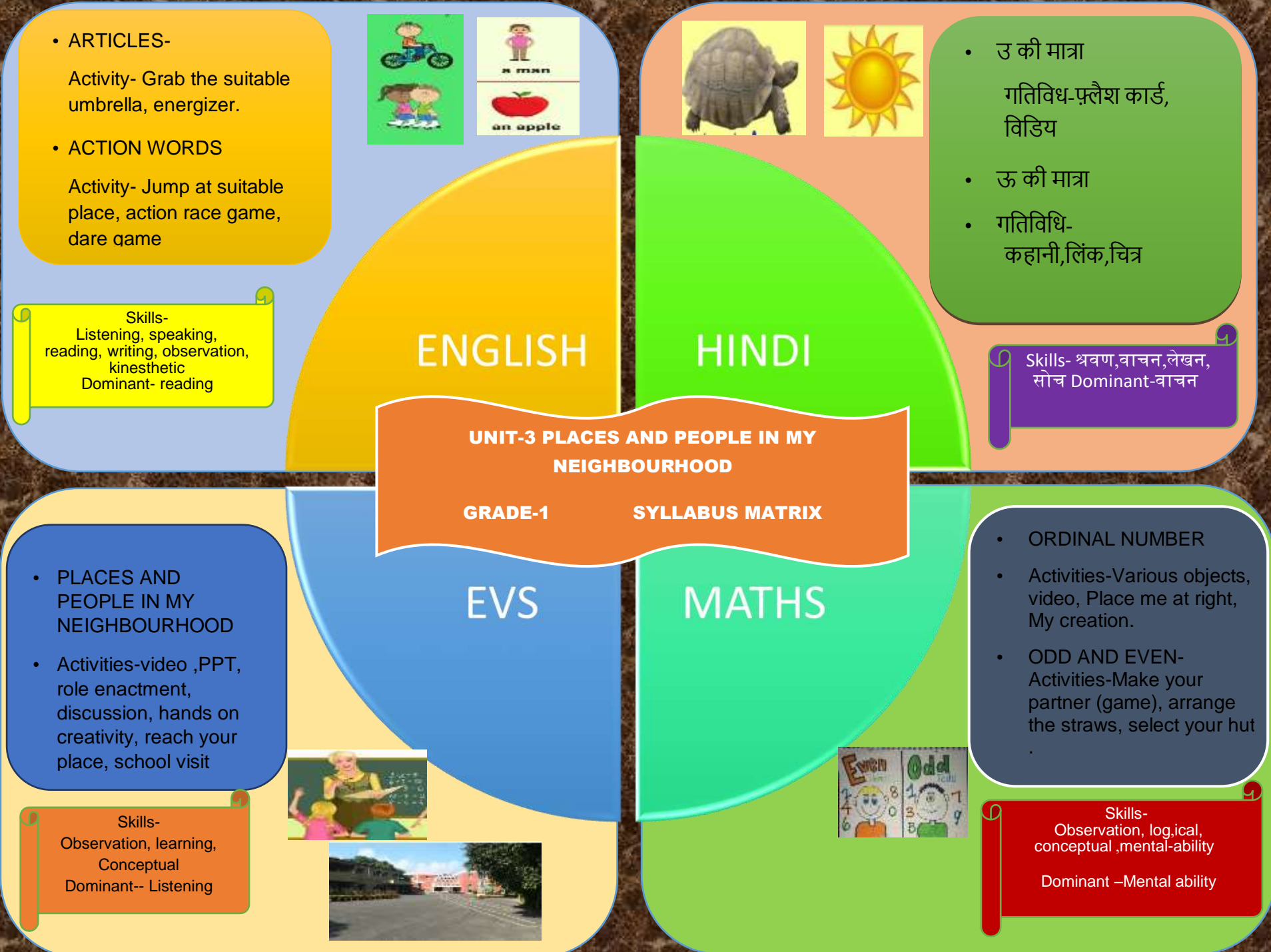
- ▲ build a spirit of respect towards family members.
- ▲ generate a bond and grow the feeling of love and affection among family members.
- ▲ cherish the value of helping others for the basic chores.
- ▲ understand the magnitude of positive impact which appreciation entails.
- ▲ understand the importance of a family.
- ▲ improve their speech and modulation by use of correct punctuations.
- ▲ use correct pronouns in daily conversations.
- ▲ improve their articulation and overall speaking skill.
- ▲ understand the value of respectful coexistence with opposite genders.
- ▲ understand the comparison between two quantities (numbers).
- ▲ arrange objects sequentially, both from small to big and big to small.



MONTH: JULY – AUGUST (UNIT 2 – MY FAMILY)

Subject	Topic	Learning/behavioral Objectives	Skills/ Values	Un Sustainable Goals	Resources/ Teaching Aids	Activities/Process	Special Talk/ Parents' Involvement/ Field trip	Assessment	Learning outcome
E.V.S.	My Family	<p><u>Learning Objectives</u> The students will be able to –</p> <p>understand different types of family (knowledge)</p> <p>describe roles of different members in family (understanding)</p> <p>understand the relationships within the family. (understanding)</p> <p>know his/ her responsibilities towards their family. (knowledge)</p> <p>realize the worth of having a family (understanding)</p> <p>know about one's immediate and extended family i.e. uncle, aunt, cousins etc. (knowledge)</p> <p>enhance their speaking skills by participation in class discussions and activities (application)</p> <p>enrich their vocabulary by introducing new words (knowledge)</p> <p>bring awareness beyond oneself. (knowledge)</p> <p><u>Behavioural Objectives-</u> The students will be able to:</p> <p>build a spirit of respect towards family members</p> <p>generate a bond and grow the feeling of love and affection among family members</p> <p>understand the sense of co-existence</p> <p>cherish the value of helping others for the basic chores</p> <p>understand the magnitude of positive impact which appreciation entails</p> <p>develop the habit of greeting everyone</p> <p>understand that each and every individual in the family is important.</p>	<p>Observation</p> <p>Conceptual</p> <p>Learning by doing</p> <p>Creative</p> <p>Speaking</p> <p>Listening</p> <p>Communicational</p>		<p>Family Photographs</p> <p>Notebook Work</p> <p>Worksheets</p> <p>Ice-cream sticks</p> <p>Videos</p> <p>_____</p> <p>_____</p> <p>_____</p> <p>_____</p> <p>_____</p>	<p>Intro of family through family photograph</p> <p>Photo Frame with ice-cream sticks (Trans disciplinary)</p> <p>Comparison of types of families through photographs</p> <p>Videos</p> <p>Word webs</p> <p>Listen and write</p> <p>Family Ladder Assignment</p>		<p>Worksheet</p> <p>Listen and write</p> <p>Notebook work</p>	<p>The students will explain what is a family .</p> <p>recognize the importance of family</p> <p>differentiate families</p> <p>speak confidently</p> <p>value relationships</p> <p>respect their family members</p> <p>express gratitude towards them</p> <p>care for them</p> <p>listen and pay respect to others</p> <p>greet them</p>

<p>HINDI</p>	<p>‘इ’ की मात्रा</p> <p>कविता – ५ दिन निकला</p>	<p>उद्देश्य – छात्र</p> <p>स्वर और व्यंजन का अभ्यास करेंगे।</p> <p>‘इ’ की मात्रा द्वारा नए शब्दों का निर्माण करेंगे।</p> <p>शब्दों के सही उच्चारण में सुधार आएगा।</p> <p>हस्त लेख में सुधार होगा।</p> <p>नए शब्दों का वाक्य प्रयोग करना सीखेंगे।</p> <p>शब्द भंडार का विकास होगा।</p> <p>वाचन धारा प्रवाह होगा।</p> <p>व्यावहारिक उद्देश्य-</p> <p>छात्र</p> <p>कल्पना शीलता में बढ़ोतरी होगी।</p> <p>सोचने की क्षमता में सुधार होगा।</p> <p>मौखिक गतिविधियों में भाग लेने से आत्मविश्वास बढ़ेगा।</p> <p>स्मरणशक्ति का विकास होगा।</p>			<p>शिक्षण सामग्री</p> <p>चित्र (‘इ’ की मात्रा)</p> <hr/> <hr/> <hr/> <hr/>	<p>1. पुस्तक में दी गई कविता के द्वारा ‘इ’ की मात्रा का ज्ञान</p> <p>2. सामूहिक चर्चा द्वारा शब्द निर्माण</p> <p>3. शिक्षण सामग्री द्वारा शब्द बनवाए जाएँगे।</p> <p>4. गृह कार्य - ‘इ’ मात्राओं के चित्र उन के नामों सहित चिपकाए जाएँगे।</p>		<p>श्रुतलेख अभ्यासपुस्तिका गतिविधि अभ्यासपत्रक</p>	<p>अधिगम उपलब्धियाँ –</p> <p>शब्दकोश में बढ़ोतरी हुई।</p> <p>छात्रों का वाचन, लेखन एवं श्रवण कौशल में सुधार हुआ।</p> <p>सोचने की क्षमता एवं कल्पनाशीलता में बढ़ोतरी हुई।</p>
	<p>‘ई’ की मात्रा</p> <p>कविता- ६ कालीबकरी</p>	<p>उद्देश्य – छात्र</p> <p>‘ई’ की मात्रा द्वारा नए शब्दों का निर्माण करेंगे</p> <p>शब्दकोष बढ़ेगा</p> <p>शब्दों का सही उच्चारण एवं उनका प्रयोग करना सीखेंगे</p> <p>‘इ’ और ‘ई’ की मात्रा को सुनकर समझकर पढ़ सकेंगे और उस में अंतर जान जायेंगे</p> <p>‘आ’, ‘इ’ व ‘ई’ मात्रा के शब्दों से छोटे-छोटे वाक्य बनाने का प्रयास करेंगे।</p> <p>हस्त लेख में सुधार होगा।</p> <p>वाचन धारा प्रवाह होगा</p> <p>व्यावहारिक उद्देश्य-</p> <p>छात्रों की-</p> <p>कल्पनाशीलता में बढ़ोतरी होगी।</p> <p>सोचने की क्षमता में सुधार होगा।</p> <p>मौखिक गतिविधियों में भाग लेने से आत्मविश्वास बढ़ेगा।</p>		<p>FlashCards (‘इ’ एवं ‘ई’ की मात्रा)</p> <p>पटसनकार रस्सा</p> <hr/> <hr/>	<p>सामूहिक चर्चा द्वारा शब्द निर्माण</p> <p>रस्साकशी</p>		<p>श्रुतलेख अभ्यासपुस्तिका गतिविधि अभ्यासपत्रक</p>	<p>अधिगम उपलब्धियाँ –</p> <p>शब्दकोश में बढ़ोतरी हुई।</p> <p>छात्रों का वाचन, लेखन एवं श्रवण कौशल में सुधार हुआ।</p> <p>सोचने की क्षमता एवं कल्पनाशीलता में बढ़ोतरी हुई।</p> <p>इ और ई का उचित ज्ञान प्राप्त हुआ।</p>	



- ARTICLES-
Activity- Grab the suitable umbrella, energizer.
- ACTION WORDS
Activity- Jump at suitable place, action race game, dare game

Skills-
Listening, speaking,
reading, writing, observation,
kinesthetic
Dominant- reading



- उ की मात्रा
गतिविधि- फ़्लैश कार्ड,
विडिय
- ऊ की मात्रा
- गतिविधि-
कहानी, लिंक, चित्र

Skills- श्रवण, वाचन, लेखन,
सोच Dominant- वाचन

UNIT-3 PLACES AND PEOPLE IN MY NEIGHBOURHOOD
GRADE-1 SYLLABUS MATRIX

- PLACES AND PEOPLE IN MY NEIGHBOURHOOD
- Activities- video ,PPT, role enactment, discussion, hands on creativity, reach your place, school visit

Skills-
Observation, learning,
Conceptual
Dominant-- Listening



- ORDINAL NUMBER
- Activities- Various objects, video, Place me at right, My creation.
- ODD AND EVEN-
Activities- Make your partner (game), arrange the straws, select your hut

Skills-
Observation, logical,
conceptual ,mental-ability
Dominant –Mental ability



UNIT 3 CLASS I

PEOPLE AND PLACES IN MY NEIGHBOURHOOD

LEARNING OBJECTIVES

The students will be able to:

- understand the appropriate use of 'a' and 'an'.
- use of articles pertinent with sounds in daily conversation.
- read aloud with clear pronunciation and emphasis.
- enactment of the actions as stated.

- to be aware about places and people in our neighbourhood.
- comprehend the way in which these helpers lend us a helping hand and facilitate us.
- acknowledge the importance of every person.
- show courtesy and politeness towards all the helpers irrespective of their jobs.

- elucidate that ordinal numbers tell the position.

- application of numbers in their ordinal form.

- enhancement of numerical terminology.
 - understand what makes a number odd and what makes it even.
 - categorize odd and even numbers.

- identify that "even" numbers end with 0, 2, 4, 6, or 8 and all other numbers are "odd"

BEHAVIOURAL OBJECTIVES

The students will be able to:

- use of articles in their everyday talk.
- pronounce the word accurately.

- pursue the instructions.
- uplift the confidence level of the child.
- help students to synchronize and strengthen team spirit.
- acknowledge the importance of every person.
- show courtesy and politeness towards all the helpers irrespective of their jobs.
- gain an understanding of helping and appreciating others.

- usage of terms- first, second.... in their day-to-day life.
- do proper sequencing and ordering .

- classify numbers as odd and even in daily life.
- to set in motion the ability of grouping objects in pairs.

MONTH: SEPTEMBER - OCTOBER (UNIT : 3 PEOPLE AND PLACES IN NEIGHBOURHOOD)

Subject	Topic	Learning/behavioral Objectives	Skills/ Values	Un Sustainable Goals	Resources/ Teaching Aids	Activities/Process	Special Talk/ Parents' Involvement/ Field trip	Assessment	Learning outcome
E.V.S.	People and Places in Neighbourhood	<p>Learning Objectives: The students will be able to: to be acquainted with neighborhood(knowledge) identify neighbourhood helpers.(knowledge) learn the significance of neighbourhood.(understanding) to be aware about places and people in our neighbourhood.(knowledge) comprehend the way in which these helpers lend us a helping hand and facilitate us. (understanding)</p> <p>Behavioural Objectives- The students will be able to: acknowledge the importance of every person. show courtesy and politeness towards all the helpers irrespective of their jobs. gain an understanding of helping and appreciating others.</p>	Observation Conceptual learning		Flash cards Greeting card School visit _____ _____ _____ _____ _____ _____ _____ _____ _____	Video PPT Role enactment Discussion Hands on creativity Roll and reach your Place School Visit Listen and write Worksheet Assignment		Worksheet Riddles	Students will... understand what neighbourhood is realize the significance of the neighbourhood. Appreciate the way in which these helpers lend us a helping hand and facilitate us. recognize places and in our neighbourhood. be familiar with the people in our neighbourhood.
ENGLISH	Article	<p>Learning Objectives: The students will be able to: distinguish a-e-i-o-u as vowels and all other letters of alphabets as consonants(knowledge)- Understand the appropriate use of 'a' and 'an'. (understanding) use of articles pertinent with sounds in daily conversation.(application)</p> <p>Behavioural Objectives- The students will be able to: Use of articles in their everyday talk. pronounce the word accurately.</p>	Listening Speaking Reading Writing Observation kinesthetic		Song Pictures Worksheets Videos/ Links _____ _____ _____ _____ _____ _____ _____	Energizer Loud reading Book exercise Assignment		Grab the suitable umbrella (Articles)	Students will... classify vowels and consonants. use 'a' and 'an' appropriately while writing and speaking.

	<p>Action words</p> <p>Adding 's' and without 's'</p> <p>Off to school</p> <p>Playing in the park</p>	<p><u>Learning Objectives-</u> The students will be able to:</p> <p>to perceive what are action words. (knowledge)</p> <p>enactment of the actions as stated.(understand, application)</p> <p>spot the action words and use them while framing sentences.(knowledge, application)</p> <p>sense the usage of action words correctly (with "s" and without "s")(knowledge , understanding)</p> <p>Read aloud with clear pronunciation and emphasis. (knowledge, application)</p> <p>Answer factual questions related to the lesson. (application)</p> <p><u>Behavioural Objectives-</u> The students will be able to:</p> <p>pursue the instructions.</p> <p>uplift the confidence level of the child.</p> <p>help students to synchronize and strengthen team spirit.</p>			<p>Game</p> <p>Coloured sheets</p> <p>Videos</p> <p>bottle</p> <p>Story on action words through a video</p> <p>Textbook</p> <p>h _____</p> <p>_____</p> <p>_____</p> <p>(Action words)</p>	<p>Share your routine</p> <p>Action race game</p> <p>Dare game : Children will spin the bottle and they will give task to each other (frame sentence or enact any action word)</p>		<p>Jump at suitable place(Action words)</p> <p>Worksheet</p>	<p>Students will... give appropriate verbs to any person or animal the teacher tells to them to describe.</p> <p>use correct action words with 's', 'es' and without 's'.</p> <p>apply the concept of action words correctly in verbal and written form.</p>
<p>MATHS</p>	<p>Ordinal Numbers</p>	<p><u>Learning Objectives:</u> The students will be able to-</p> <p>recognize ordinal numbers from first to tenth. (knowledge)</p> <p>understand the basic difference between ordinal and cardinal numbers</p> <p>elucidate that ordinal numbers tell the position.. (understanding)</p> <p>application of numbers in their ordinal form . (application)</p> <p>enhancement of numerical terminology. (understanding, application)</p> <p><u>Behavioural Objectives:</u> The students will be able to-</p> <p>usage of terms- first, second.... in their day-to-day life.</p> <p>do proper sequencing and ordering</p>	<p>Observational</p> <p>Logical</p> <p>Conceptual</p> <p>Mental ability</p>		<p>Various Objects</p> <p>Video</p> <p>Worksheets</p>	<p>Place me right</p> <p>My Creation (Trans disciplinary activity)</p>		<p>Exercise in the notebook</p> <p>Worksheet</p> <p>Activities</p>	<p>Students will...</p> <p>Explain ordinal numbers from first till tenth.</p> <p>Order any given number of things.</p> <p>Tell the correct position of objects or people.</p>

	Odd and Even numbers	<p>Learning Objectives: The students will be able to-</p> <p>understand what makes a number odd and what makes it even. categorize odd and even numbers.</p> <p>identify that "even" numbers end with 0, 2, 4, 6, or 8 and all other numbers are "odd"</p> <p>Behavioural Objectives: The students will be able to-</p> <p>classify numbers as odd and even in daily life to set in motion the ability of grouping objects in pairs.</p>			<p>Straws Cut out of Huts</p> <hr/> <hr/> <hr/> <hr/>	<p>Make your Partner (Game) Arrange the straws in pairs to find odd or even.</p>	<p>Select your Hut</p>	<p>Students will identify and sort the odd and even numbers.</p> <p>relate the concept of odd and even with daily life situations.</p>
Hindi	<p>'उ' की मात्रा</p> <p>पाठ – ७ सुबह हुई</p>	<p>उद्देश्य -छात्र</p> <p>वर्णों की उचित पहचान करपाएँगे।</p> <p>'उ' की मात्रा द्वारा ए शब्दों का निर्माण करेंगे</p> <p>शब्दों का सही उच्चारण एवं उनका प्रयोग करना सीखेंगे।</p> <p>'उ' की मात्रा को सुनकर, समझकर पढ़ सकेंगे।</p> <p>शब्द संग्रह में विकास होगा।</p> <p>पाठ द्वारा सहयोग का महत्व समझेंगे।</p> <p>अक्षरों की बनावट में सुधार आएगा।</p> <p>श्रवण कौशल में वृद्धि होगी।</p> <p>ब्यावहारिक उद्देश्य-</p> <p>छात्र-</p> <p>निर्देशों का उचित ढंग से पालन कर पाएँगे।</p> <p>कल्पनाशीलता में बढ़ोतरी होगी।</p> <p>सोचने की क्षमता में सुधार होगा।</p> <p>गतिविधियों में सूझबूझ का परिचय देंगे।</p>	<p>श्रवण वाचन लेखन सोच</p>		<p>Flash Cards (‘उ’एवं‘ऊ’की मारा)</p> <hr/> <hr/>	<p>कहानी सुनाकर 'उ' की मात्रा के शब्द छटवाए जाएँगे</p> <p>उ मात्रा से चित्र बनवाया जाएगा।</p> <p>(फ्लैश कार्ड्स) चित्रों द्वारा श्रुतलेख</p>	<p>श्रुतलेख अभ्यासपुस्तिका गतिविधि अभ्यासपत्रक</p>	<p>अधिगम उपलब्धियाँ – शब्दकोश में बढ़ोतरी हुई।</p> <p>छात्रों का वाचन, लेखन एवं श्रवण कौशल में सुधार हुआ।</p> <p>सोचने की क्षमताएं वंकल्पनाशीलता में बढ़ोतरी हुई।</p>

<p>ऊँकीमात्रा, कविता – सूरजकीधूप</p>	<p><u>उद्देश्य – छात्र</u></p> <p>ऊँ की मात्रा द्वारा ए शब्दों का निर्माण करेंगे</p> <p>शब्दकोश बढ़ेगा</p> <p>शब्दों का सही उच्चारण एवं उनका प्रयोग करना सीखेंगे</p> <p>'उ' एवं 'ऊँ' की मात्रा को सुनकर, समझकर पढ़ सकेंगे एवं उनमें अंतर जान पाएँगे।</p> <p>हस्तलेख में सुधार आयेगा।</p> <p>नये शब्दों द्वारा वाक्य बनाना सीखेंगे।</p> <p>मात्रा को सुनकर लिखने का प्रयास करेंगे।</p> <p><u>व्यावहारिक उद्देश्य-</u></p> <p>छात्रों की-</p> <p>आत्मविश्वास बढ़ेगा।</p> <p>अब तक में</p> <p>शब्दकोश में वृद्धि होगी।</p> <p>अब तक में</p>			<p>FlashCards) 'उ' एवं 'ऊँ' की मात्रा)</p> <p>Link</p> <p>चित्र</p> <hr/> <hr/> <hr/> <hr/> <hr/>	<p>समूह चर्चा</p> <p>सुनो और लिखो</p> <p>उ और ऊँ की मात्रा के शब्दों के चित्र चिपकाओ</p> <p>श्याम पट पर दिये गए शब्दों पर मात्रा लगाइए।</p>	<p>श्रुतलेख</p> <p>अभ्यासपुस्तिका</p> <p>गतिविधि</p> <p>अभ्यासपत्रक</p>	<p>अधिगम उपलब्धियाँ –</p> <p>शब्दकोश में बढ़ोतरी हुई।</p> <p>छात्रों का वाचन, लेखन एवं श्रवण कौशल में सुधार हुआ।</p> <p>सोचने की क्षमता एवं कल्पनाशीलता में बढ़ोतरी हुई।</p> <p>उ' और 'ऊँ' का उचित ज्ञान प्राप्त हुआ।</p>
--	--	--	--	---	---	---	---

UNIT 4: PLANT LIFE
GRADE 1 SYLLABUS MATRIX

ENGLISH

- HELPING VERBS
- USE OF 'HAS' & 'HAVE'
- USE OF 'THIS/THAT/THESE/THOSE'



SKILLS : READING, SPEAKING, LISTENING, WRITING

DOMINANT SKILL : LISTENING, SPEAKING.

ACTIVITIES

ENGLISH : VIDEOS, LINKS, TUG OF WAR, IS/AM/ARE CORNER, HAS/HAVE PALM ACTIVITY, THIS/THAT/THESE/THOSE STATION

EVS : VIDEOS, LINKS, NATURE WALK, DISCUSSION, GERMINATION, STORY/SKIT ON 'SAVE TREES', SLOGAN WRITING ON LEAF, ART INTEGRATION, VISIT TO EXHIBITION (BY GRADE 2)

MATHS : ADDING CONCRETE OBJECTS, STORY NARRATION, FIND THE MISSING NUMBER, ADDITION CARRY OVER, ADDITION USING ICE-CREAM STICKS, DICE GAME, CARD GAME

HINDI : पाठ मीठे सेब, मैना की सैर, विदेओस, सामूहिक चर्चा द्वारा शब्द निर्माण, चित्रों द्वारा पहचान, गतिविधि, कहानी द्वारा ए और ऐ में अंतर

EVS

- PLANT LIFE



SKILLS : READING, LISTENING, WRITING, SPEAKING

DOMINANT SKILL : LISTENING

MATHS

- ADDITION

$$8+2=10$$



SKILLS : MENTAL ABILITY, CONCEPTUAL, LOGICAL, APPLICATION

DOMINANT SKILL : APPLICATION

हिंदी

SKILLS: श्रवण, लेखन, वाचन, अवलोकन



LEARNING OBJECTIVES

The students will be able to

- signify correct usage of helping verbs.
- augment confidence and fluency in the learner.
- make use of helping words in speaking & writing.
- differentiate this/that/these/those and apply them properly.
- recognize correct usage of 'has' & 'have'.
- use 'has' & 'have' while framing sentences.
- understand how plants are used by people.
- identify which needs of plants are similar to that of living beings.
- mentally add numbers.
- solve addition problems using concrete objects and pictorial representations.
- read, write and interpret mathematical statements.

BEHAVIOURAL OBJECTIVES

The students will be able to

- enhance the reading skill.
- sentence framing ability.
- use this/that/these/those in day-to-day life.
- understand that plants and living beings both are dependent on each other.
- treating plants as family member.
- understanding that planting of trees is not enough, they need regular care.
- develop logical and mathematical ability.
- formulate additional concepts while purchasing things.



MONTH: NOVEMBER (UNIT IV - PLANT LIFE)

Subject	Topic	Learning/behavioral Objectives	Skills/ Values	Un Sustainable Goals	Resources/ Teaching Aids	Activities/Process	Special Talk/ Parents' Involvement/ Field trip	Assessment	Learning outcome
EVS	Plant Life	<p>Learning Objectives- The students will be able to-</p> <p>learn the steps of planting a seed/sapling. (Knowledge)</p> <p>understand the needs of plants. (understanding)</p> <p>identify different parts of plants(knowledge)</p> <p>categorize different types of plants(understanding)</p> <p>learn the things we get from plants(knowledge)</p> <p>appreciate the things we get from the plants.(understanding, application)</p> <p>understand how plants are used by the people. (understanding)</p> <p>identify some of the things a plant needs in order to grow; water, air, light and time. (knowledge)</p> <p>identify which needs of plants are similar to that of living beings. (knowledge)</p> <p>Behavioural Objectives: The students will be able to-</p> <p>know the fact that all living things have feelings.</p> <p>understand the importance of plants in our life</p> <p>understand how to take care of plants.</p> <p>develop love and care towards plants</p> <p>sensitize them about the fact that "the more you give, the more you get" from plants</p> <p>appreciate the fact that gifting a potted plant is better than giving a bouquet.</p> <p>appreciate the value of giving unconditionally.</p> <p>understand that plants and living beings both are dependent on each other.</p> <p>understand that planting of trees is not enough, they need regular care.treating plants as a family member.</p>	<p>Environmental sensitivity</p> <p>Observational</p> <p>Conceptual</p> <p>Learn by doing</p>		<p>Worksheets</p> <p>Nature Walk</p> <p>Potted plant</p> <p>Things we get from plants</p> <p>Charts</p> <p>Story</p> <p>_____</p> <p>_____</p> <p>_____</p> <p>_____</p> <p>_____</p> <p>_____</p> <p>(Types of plants)</p>	<p>Nature walk</p> <p>Videos</p> <p>Discussion</p> <p>Energizer</p> <p>Story</p> <p>Germination</p> <p>Giving tree</p> <p>Project</p> <p>Riddles</p> <p>Listen and write</p> <p>Picture Reading</p> <p>Parts of plant (Art Integration)</p> <p>Visit to exhibition by grade II</p> <p>Comparative study-Discussion</p> <p>(Interdisciplinary Describing words and opposites)</p>	<p>Field trip to Nature</p> <p>Nursery</p> <p>Story enactment</p>	<p>Worksheet</p> <p>Puzzle Game</p>	<p>Students will –</p> <p>Label different parts of plant.</p> <p>Explain the needs of plants.</p> <p>Classify types of plants.</p> <p>Describe uses of plants.</p> <p>Using the resources effectively without wasting.</p> <p>Sensitize towards environment.</p> <p>Sensitize towards growing more trees.</p>

ENGLISH	<p>Use of is, am , are this, that, these and those</p>	<p><u>Learning Objectives-</u> The students will be able to:</p> <p>signify correct usage of helping verbs.(knowledge)</p> <p>read small sentences.(knowledge, understanding)</p> <p>augment confidence and fluency in the learner(application)</p> <p>make use of helping verbs in speaking and writing (application)</p> <p>differentiate this,that,these,those. (knowledge)</p> <p>apply them properly (understand, application)</p> <p>know that “this” indicates something close to the person (knowledge)</p> <p>know that “that” indicates something away from the person (knowledge)</p> <p>know that “these” indicate more than one thing close to the person (knowledge)</p> <p>know that “those” indicate more than one thing away from the person (knowledge)</p> <p><u>Behavioral Objectives:</u> The students will be able to:</p> <p>enhance the reading skill.</p> <p>sentence framing ability .</p> <p>use THIS,THAT,THESE,THOSE in day-to-day life.</p> <p><u>Learning objectives</u> The students will be able to:</p> <p>understand the usage of ‘has’ and ‘have’. (knowledge)</p> <p>demonstrate correct usage of ‘has’ and ‘have’. (understanding)</p> <p>use these words in their writing skills. (application)</p> <p><u>Behavioral objective</u> The students will be able to:</p> <p>use has and has correctly in daily life.</p> <p>build confidence in speaking</p>			<p>Chits of sentences Poem Worksheet Videos</p> <hr/> <p>https://youtu.be/DTxMD3rdLA (is,am,are) those)</p>	<p>Activities Discussion</p> <p>THIS,THAT,THESE,THOSE STATIONS activity:</p>		<p>Reach the right corner of is, am and are.</p>	<p>Student will</p> <p>know the correct use of is, am ,are ,this, that, these and those.</p> <p>use is, am, are, this, that, these, those correctly in daily conversation.</p>
	<p>Use of has/ have</p>	<p><u>Learning objectives</u> The students will be able to:</p> <p>understand the usage of ‘has’ and ‘have’. (knowledge)</p> <p>demonstrate correct usage of ‘has’ and ‘have’. (understanding)</p> <p>use these words in their writing skills. (application)</p> <p><u>Behavioral objective</u> The students will be able to:</p> <p>use has and has correctly in daily life.</p> <p>build confidence in speaking</p>			<p>Cards Flow chart Rope Videos/Links</p> <hr/>	<p>Palm Activity Animated story video</p>		<p>Tug n War of Has & Have</p>	<p>Students will</p> <p>Understand and apply the concept of has & have in their daily conversation. Frame small sentences.</p>

HINDI	<p>ए की मात्रा, पाठ-१० 'मीठे सेब'</p> <p>ए की मात्रा, पाठ 'मैना की सैर'</p>	<p><u>उद्देश्य – छात्र</u> स्वर और व्यंजन का बोध कर पाएँगे।</p> <p>'ए' की मात्रा द्वारा ए शब्दों का निर्माण करेंगे।</p> <p>हस्तलेख में सुधार आएगा।</p> <p>शब्दों का सही उच्चारण एवं उनका प्रयोग करना सीखेंगे।</p> <p>'ए' की मात्रा को सुनकर समझ और पढ़ सकेंगे।</p> <p>शब्द भण्डार का विकास होगा।</p> <p><u>व्यावहारिक उद्देश्य-</u></p> <p>छात्र</p> <p>अपनी दिनचर्या में ए मात्रा के शब्दों का प्रयोग कर पाने में सक्षम होंगे।</p> <p>प्रभावशाली वाचन कर पाएँगे।</p> <p>अभिव्यक्ति में सुधार होगा।</p> <p>उद्देश्य – छात्र</p> <p>वर्णों की उचित पहचान कर पाने में सक्षम होंगे।</p> <p>शब्द भण्डार का विकास होगा।</p> <p>'ऐ' की मात्रा द्वारा नए शब्दों का निर्माण करेंगे</p> <p>सुनकर समझने की कला का विकास होगा।</p> <p>शब्दों का सही उच्चारण एवं उनका प्रयोग करना सीखेंगे</p> <p>सही मात्रा के शब्द आसानी से पढ़ पाएँगे।</p> <p>'ए' एवं 'ऐ' की मात्रा के अंतर को समझ पाएँगे।</p> <p><u>व्यावहारिक उद्देश्य-</u></p> <p>छात्र</p> <p>आत्मविश्वास में बढ़ोतरी होगी।</p> <p>अभिव्यक्ति में सुधार होगा।</p>	<p>वाचन श्रवण लेखन सोच</p>		<p>चित्र) 'ए' की मात्रा (</p> <hr/> <hr/> <hr/>	<p>पुस्तक में दिए गए पाठ के द्वारा 'ए' की मात्रा का ज्ञान</p> <p>सामूहिक चर्चा द्वारा शब्द निर्माण</p> <p>कहनी सुनकर ए की मात्रा के शब्द छाटिये</p> <p>चित्र पहचानिये</p> <p>अखबार में से 'ए' की मात्रा के शब्द चिपकाए-</p> <p>कहनी द्वारा 'ए' एवं 'ऐ' में अन्तर समझाया जायेगा।</p> <p>चित्र चिपकाइये</p> <p>चार्ट्स द्वारा 'ऐ' की मात्रा पढाई जाएगी</p>	<p>श्रुतलेख अभ्यासपुस्तिका गतिविधि अभ्यासपत्रक</p> <p>श्रुतलेख अभ्यासपुस्तिका गतिविधि अभ्यासपत्रक</p>	<p>अधिगम उपलब्धियाँ – शब्दकोश में बढ़ोतरी हुई।</p> <p>छात्रों का वाचन, लेखन एवं श्रवण कौशल में सुधार हुआ।</p> <p>सोचने की क्षमता एवं कल्पनाशीलता में बढ़ोतरी हुई।</p> <p>अधिगम उपलब्धियाँ – शब्दकोश में बढ़ोतरी हुई।</p> <p>छात्रों का वाचन, लेखन एवं श्रवण कौशल में सुधार हुआ।</p> <p>सोचने की क्षमता एवं कल्पनाशीलता में बढ़ोतरी हुई।</p> <p>'ए' एवं 'ऐ' का उचित ज्ञान प्राप्त हुआ।</p>
-------	---	---	----------------------------	--	---	--	---	---

MATHS	Addition	<p><u>Subjective Objectives-</u> The students will be able to-</p> <p>aware and familiar with the mathematical symbols Plus “+” and Equal to “=”. (knowledge)</p> <p>explain the terms like addends, sum, total. (knowledge, understanding)</p> <p>add by counting forward. (understanding, application)</p> <p>calculate the sum of numbers mentally. (application)</p> <p>mentally add numbers. (application)</p> <p>read, write and interpret Mathematical statements. (understanding, application)</p> <p>solve problems of addition using concrete objects and pictorial representations. (application)</p> <p>understand place value in two digit numbers. (understanding)</p> <p><u>Behavioural Objectives-</u> The students will be able to-</p> <p>develop logical and mathematical ability</p> <p>apply the concept of addition in everyday life.</p> <p>learn about togetherness.</p> <p>formulate additional concepts while purchasing things. (chocolates, chips, toffees, etc)</p>	Mental Ability Conceptual Logical		Ice cream sticks Uno playing cards Worksheet Concrete things like Kidney beans and Chickpeas Dice <hr/> <hr/> <hr/> <hr/> <hr/> <hr/> <hr/> <hr/> <hr/>	Adding concrete objects Addition using ice- cream stick Dice Game		Worksheet Card game	Students will- use the term and symbols efficiently. add one digit, two digit sums horizontal and vertically. explain the process of adding the numbers with regrouping. solve the sums mentally in their life
--------------	----------	--	---	--	--	--	--	------------------------	--

English

TOPIC- Describing Words

Activities - List of Describing Words, Describing their Peers, Describe the Object, Character Adjective Accordion (Art Integration)

Opposites

Speak the Opposite, Game
Opposites Fun song, Find your Opposite Partner



EVS

- ✓ Environmental Sensitivity
- ✓ **Observational** (Dominant)
- ✓ Conceptual
- ✓ Learn by Doing

SKILLS

EVS

TOPIC- Animals

Activities - Videos, Discussion
Creative writing, Story, Assignment, Riddles, Project work
Segregate Animals (Kinds of animals), Fancy Dress / Mask Spoken Activity
Poem - Puppy and I
(Interdisciplinary Activity)



English

- ✓ Reading
- ✓ **Speaking**(Dominant)
- ✓ Writing
- ✓ Listening
- ✓ Kinesthetic
- ✓ Observational
- ✓ Co- ordinal

SKILLS

SYLLABUS MATRIX

UNIT 5: ANIMAL LIFE

Hindi

- ✓ वाचन (Dominant)
- ✓ लेखन
- ✓ श्रवण
- ✓ अवलोकन

SKILLS

Math

TOPIC- Subtraction

Activities- Subtracting Concrete Objects, Discussion, Story, Backward Counting, Story Sums, Assignment, Mental Math
Number Line




SKILLS

Math

- ✓ Logical
- ✓ Conceptual
- ✓ **Mental Ability** (Dominant)

Hindi

TOPIC- 'ओ' एवं 'औ' की मात्रा गतिविधियाँ - मात्रा लगाइए, जोड़ी बनाइए, किताब में से 'ओ' मात्रा के शब्द छाटीये, चित्र देखकर नाम लिखेंगे, श्यामपट पर ओ मात्रा के शब्द लिखे जायेंगे और छात्रों को इन शब्दों का उच्चारण करेंगे, 'ओ' व 'औ' की मात्राओं के अंतर की स्पष्टता के लिए ड्राइंग शीट पर शब्द लिखवाए जाएँगे।



LEARNING OBJECTIVES

The students will be able to -

- gain knowledge about different kinds of animals. (knowledge)
- relate that animals and birds are an important part of our surroundings.(understanding)
- comprehend that animals and humans are mutually dependent on each other(understanding)
- recognize, analyze and understand the presence and usage of opposite words in a sentence structure. (understanding, application)
- enhance their vocabulary. (understanding, application)
- work in groups to describe various objects based on taste, smell, look, touch. (application)
- become familiar with the mathematical symbols minus "-" and is equal to "="(understanding)
- compute the difference between two numbers by counting backward from greater number and with the help of place value



BEHAVIOURAL OBJECTIVES

The students will be able to -

- develop the understanding of protecting animals wild life.
- develop an attitude of care towards all living things.
- bring awareness about how humans share a close relationship with animals.
- use effectively the knowledge of opposites in their day to day conversation.
- express gratitude towards everyone.
- sensitize them to appreciate everyone. (parents, friends)
- develop logical and cognitive ability.
- practice subtraction facts and processes.
- appreciate the use of mathematics in everyday life.




MONTH: DECEMBER (UNIT V - ANIMAL LIFE)

Subject	Topic	Learning/behavioral Objectives	Skills/ Values	Un Sustainable Goals	Resources/ Teaching Aids	Activities/Process	Special Talk/ Parents' Involvement/ Field trip	Assessment	Learning outcome
EVS	Animal Life	<p><u>Learning Objectives-</u> The students will be able to –</p> <p>gain knowledge about different kinds of animals. (knowledge)</p> <p>relate that animals and birds are an important part of our surroundings.(understanding)</p> <p>classify animals into different categories.(application)</p> <p>realize the importance of homes both for humans as well as for animals(understanding)</p> <p>list various names of homes of animals.(knowledge)</p> <p>learn the names of young ones of animals(knowledge)</p> <p>learn the sounds of animals.(knowledge)</p> <p>know their eating habits.(knowledge)</p> <p>comprehend that animals and humans are mutually dependent on each other(understanding)</p> <p><u>Behavioural Objectives:</u> The students will be able to –</p> <p>develop the understanding of protecting animals and wild life.</p> <p>develop an attitude of care towards all living things.</p> <p>bring awareness about how humans share a close relationship with animals.</p>	<p>Environmental Sensitivity</p> <p>Observation</p> <p>Conceptual</p> <p>Learn by doing</p>		<p>Flash Cards Drawing Sheets Videos Poem</p> <p>_____</p> <p>_____</p> <p>_____</p> <p>-</p> <p>_____</p> <p>_____</p> <p>_____</p> <p>_____</p> <p>_____</p> <p>_____</p> <p>_____</p>	<p>Videos Discussion Creative writing Story Assignment Riddles</p> <p>Project work Segregate animals (Kinds of animals)</p> <p>Fancy Dress / Mask Spoken Activity</p> <p>Poem – Puppy and I (Interdisciplinary Activity)</p>		Worksheet	<p>Students will. classify animals into different categories.</p> <p>explain the difference between animals and birds.</p> <p>recognize various animals through their sounds.</p> <p>tell the things we get from animals.</p> <p>explain the importance of animals in human life.</p> <p>List various names of homes, sounds and young ones of animals.</p> <p>show a caring attitude towards animals and won't hurt/cage them.</p>

		<p>answer factual questions related to the lesson. (understanding, application)</p> <p>frame answers for the asked questions. (application)</p> <p>make expressions more creative. (application)</p> <p>Behavioural Objectives The students will be able to:</p> <p>express gratitude towards everyone. sensitize them to appreciate everyone(parents, friends) sensitize them to describe their own feelings. use describing words to appreciate friends and family.</p>			<p>List of Describing words Describing words practice sheet Balloons Ring Videos/links Worksheets Workbook</p>			
HINDI	<p>‘ओ’ की मात्रा, पाठ ‘दोखरगोश</p>	<p><u>उद्देश्य-</u></p> <p>छात्र-</p> <p>ओ की मात्रा की पहचान कर सकेंगे।</p> <p>‘ओ’ की मात्रा को समझ कर पढ़ने का प्रयास करेंगे।</p> <p>मात्रा को सुनकर लिखने का प्रयास करेंगे।</p> <p>चित्र देखकर सही मात्रा शब्द की पहचान कर पाएंगे।</p> <p>नए शब्दों द्वारा वाक्य बनाना सीखेंगे।</p> <p>वर्णों का उचित ज्ञान होगा।</p> <p>शब्द भंडार में वृद्धि होगी।</p> <p><u>व्यावहारिक उद्देश्य-</u></p> <p>छात्रों की-</p> <p>एक अच्छे श्रोता के गुणों का विकास होगा।</p> <p>आत्मविश्वास बढ़ेगा।</p> <p>अपनी दिनचर्या में ‘ओ’ की मात्रा के शब्दों का प्रयोग कर पाने में सक्षम होगा।</p> <p>‘औ’ की मात्रा की पहचान कर सकेंगे।</p>	<p>वाचन श्रवण लेखन सोच</p>		<p>चित्र) ‘ओ’ की मात्रा के शब्द (</p>	<p>मात्रालगाइए। गुणोंकाबखान। जोड़ीबनाइए। किताब में से ‘ओ’ मात्रा के शब्द छाटीये। चित्र देखकर नाम लिखेंगे। श्यामपट पर ओ मात्रा के शब्द लिखे जायेंगे और छात्रों को इन शब्दों का उच्चारण करेंगे।</p>	<p>श्रुतलेख अभ्यासपुस्तिका गतिविधि अभ्यासपत्रक</p>	<p>अधिगम उपलब्धियाँ</p> <p>शब्द कोष में बढ़ोतरी हुई।</p> <p>छात्रोंकावाचन, लेखन एवं श्रवण कौशल में सुधार हुआ।</p> <p>सोचनेकीक्षमताएवंकल्पनाशीलतामेंबढ़ोतरीहुई।</p> <p>हरव्यक्तिमेंगुणदृढ़नेकीक्षमताबढ़ी।</p>

English

Preposition



Skills-
Speaking,
Listening,
Reading,
Writing

Dominant Skill- Writing

*Activities- Preposition Pizza, Animated Story ,
Creative Writing , Framing Sentences, Videos..*

EVS

Food



Skills-
Observation,
Conceptual
Learning,
Learning by
Doing

Activities- Exhibition, Dominant Skill- Observation

*Skit, Reading of manufacturing and expiry date, Talk by
a Dietician, and Awareness of red, brown and green dots
on packaged food items, Snack*

**Syllabus Matrix
FOOD
Unit VI**

Math

Time and Calendar

Money



Dominant Skill-
Logical

Skills-
Logical,
Mental
Ability,
Observation,
Understandin
g, Application,
Calculations

Demonstration of Analogue Clock,

*Making paper clocks, Flash cards, Mock market, Story,
Video.*

हिन्दी

सभी मात्राओं का अभ्यास



कौशल
वाचन कौशल
श्रवण कौशल
लेखन कौशल
सोच कौशल

गतिविधि-

पाठ का वाचन, गद्यांश, चित्र वर्णन मौखिक एवं लिखित ।

Dominant Skill - लेखन

Learning Objectives

The students will be able to-

- talk about the food they eat every day.
- say if familiar foods come from plants or animals.
- realize the significance of food.
- differentiate between healthy and unhealthy food.
- know position words- in, on, under, behind, etc
- understand the concept and correct use of position words.
- listen to the story and identify different position words.
- know the significance of big and small hand.
- read and represent the time in both digital and analogue forms.
- tell the names of months and the names of days in a month.
- acquire knowledge about money and how to use it for daily needs and activities.
- add any amount of coins and paper money together.
(up to 99)
- find the cost of given items.



Behavioural Objectives

The students will be able to-

- take care of hygiene.
- identify that healthy eating habits must be practiced for a good health.
- know the importance of friends and friendship.
- understand that we should not waste food.
- develop an understanding of position and competence in speaking English.
- enrich their language by using different position words at apt places.
- understand importance of time.
- able to correlate time, days and months in their day to day life.
- understand the importance of money.

MONTH: JANUARY (UNIT VI: FOOD)

Subject	Topic	Learning/behavioral Objectives	Skills/ Values	Un Sustainable Goals	Resources/ Teaching Aids	Activities/Process	Special Talk/ Parents' Involvement/ Field trip	Assessment	Learning outcome
EVS	Food	<p>Learning Objectives- The students will be able to – talk about the foods they eat every day (knowledge)</p> <p>say if familiar foods come from plants or animals(understanding)</p> <p>differentiate between vegetarian and non-vegetarian food items.</p> <p>spot that different people have different food preferences. (understanding)</p> <p>know about food we have at regular intervals in a day. (knowledge)</p> <p>describe the foremost meals of a day. (knowledge)</p> <p>realize the significance of food. (understanding)</p> <p>learn all about ice creams, the flavors and related terms. (knowledge)</p> <p>construct sentences using should/ should not. (application) differentiate between healthy and unhealthy food.</p> <p>recognize that foods contain nutrients the body needs.</p> <p>identify the role of nutrients in helping the body grow and stay healthy.</p> <p>enhance their vocabulary by reading the book chapter.</p> <p>Behavioural Objectives The students will be able to – take care of hygiene.</p> <p>identify that healthy eating habits must be practiced for good health.</p> <p>develop the habit of sharing and offering</p> <p>understand that we should not waste food.</p> <p>develop awareness about the packaged items they eat.</p>	<p>Observation</p> <p>Conceptual learning</p> <p>Learning by doing</p>		<p>Chits Food Items</p>	<p>Discussion Game Exhibition Skit on good eating habits Assignment</p> <p>Reading of Expiry date and manufacturing date</p> <p>Awareness of red, green or brown dots on packet items.</p>	<p>Talk by a Dietician on "Healthy Diet"</p>	<p>Worksheet Snack party (healthy food and good eating habits)</p>	<p>Student will</p> <p>get awareness of major meals of a day,</p> <p>difference between vegetarian and non-vegetarian food.</p> <p>learn the types of food, sources of food,</p> <p>importance of food.</p> <p>come to know the good eating habits.</p> <p>recite the poem with actions.</p> <p>learn new difficult words.</p>

ENGLISH	Place words or Position words Bunny and his New Friends Puppy and I	<p><u>Learning Objectives-</u> The students will be able to –</p> <p>know position words- in, on, under, behindetc(knowledge)</p> <p>understand the concept and the correct use of position words.(understanding, application)</p> <p>analyse the presence and the use of position words in a sentence structure. (application)</p> <p>Lesson- Bunny and his new friends to share their ideas.</p> <p>listen to the story and identify the different position words. (understanding)</p> <p>describe things/objects with the help of position words.(application)</p> <p>read the story aloud with proper pronunciation; comprehend the location of different animals. (knowledge, understanding)</p> <p>write simple sentences with the given position words. (application)</p> <p><u>Behavioural Objectives-</u> The students will be able to-</p> <p>develop an understanding of position and competence in speaking English.</p> <p>speak with clarity and to use intonation when reading any text.</p> <p>enrich their language by using different position words at apt places.</p> <p>know the importance of friends and friendship.</p>	Speaking Listening Reading Writing		Workbook Textbook Games Chart paper for preposition pizza activity Worksheets _____ _____ _____ _____ (videos on preposition) (animated story video on preposition)	Game Video Practice sheets Demonstration Framing sentences Creative writing Listen and writediscussion Assignment		Preposition Pizza	The students' will- verbally provide examples of objects placed in the classroom using position words. position the objects in relation to another object based on the position words provided. apply the knowledge of position words to a given topic. respect the friends and friendship read the text. .
----------------	---	--	---	--	---	--	--	----------------------	---

MATHS	Money	<p><u>Subjective Objectives-</u> The students will be able to</p> <p>acquire knowledge about money and how to use it for daily needs and activities. (knowledge)</p> <p>recognize coins and identify their values. (knowledge)</p> <p>identify paper money and know its value. (knowledge)</p> <p>add any amount of coins and paper money together (Up to 99).(application)</p> <p>pay sufficient currency for goods (items). (application)</p> <p>to practice counting currency notes. (Understanding, application)</p> <p>make different combinations of notes and coins to make a specific amount. (Understanding, application)</p> <p>find the cost of given items.(Understanding, application)</p> <p><u>Behavioral objectives-</u> The students will be able to</p> <p>understand the importance of money make their own bill</p> <p>understand that money is a medium of exchange which we use to purchase goods.</p>	Logical Mental ability Observation Calculations		Mock notes Mock coins Real objects <hr/> money)	Story Discussion Video Hands on activity Bill making Mock market Home assignment		Worksheet	Students will: explain what is money remember the specific denominations of notes and coins effectively use money for daily needs and activities. make different combinations of notes and coins find the cost of given items understand the importance of money
--------------	-------	--	--	--	--	--	--	-----------	--